

Key Information Document

PURPOSE

This document provides you with key information about this investment product. It is not marketing material. The information is required by law to help you understand the nature, risks, costs, potential gains and losses of this product and to help you compare it with other products.

DEFENSIVE BOND OPP. 2026 E1

ISIN: FRO01400DSF4

Manufacturer: ANAXIS ASSET MANAGEMENT

Website: www.anaxis-am.com

Call +33 (0)9 73 87 13 21 for more information

The French AMF is responsible for supervising Anaxis Asset Management in relation to this Key Information Document. Anaxis Short Duration is authorised in France.

Date: 2023-03-16

Alert: You are about to purchase a product that is not simple and may be difficult to understand.

What is this product?

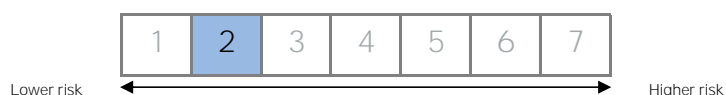
Type.	Fonds Commun de Placement (qualifying as a UCITS).
Financial objective.	The objective of the fund is to achieve, over the recommended investment period running until 31 December 2026, a performance net of fees that exceeds the return on German government bonds (Bund maturing on 15/08/2026 - ISIN code DE0001102408), i.e. 1.90% as at 25/11/2022. The objective takes into account the current expenses, the estimated risk of default and the cost of currency hedging. It is based on market assumptions made by the management company. It does not constitute a promise of return and does not include all events of default.

Strategy. The objective shall be achieved through active and discretionary management using mainly corporate bonds domiciled in Europe or other developed countries. All economic sectors may be considered. Management is based primarily on in-depth fundamental analysis of issuers, as well as on the construction of a diversified allocation from individual securities selected for their own merits. The fund invests mainly in investment grade bonds, or those deemed of equivalent quality by the management committee. The analysis and selection of debt instruments is carried out independently of rating agencies. The composition of the portfolio will be adapted over time according to the remaining investment horizon. The securities are intended to be held until their maturity, but adjustments deemed appropriate may be made throughout the life of the fund as part of an active discretionary management. The fund invests mainly in securities denominated in major currencies (euro or dollar). Currency risk is systematically hedged through the use of derivatives. After hedging, the currency exposure is kept below 2%. In addition, the fund may use derivatives traded on regulated, organised or over-the-counter markets to hedge interest rate risk and, on an ancillary basis, securities with embedded derivatives. The fund may invest up to 100% in corporate bonds, of which a minimum of 70% must be Investment Grade and a maximum of 30% High Yield. The fund may also invest up to 40% of its assets in investment grade debt instruments issued by governments. The maximum exposure to emerging countries is 10%. In addition, the fund may invest up to 50% of its assets in term deposits. The portfolio's bond sensitivity may fluctuate within a range of 0 to 5. It will tend to decrease as the fund approaches maturity. At the latest on 31st December 2025 the fund will be managed as a money-market product with reference to average money-market rates. Subject to agreement by the AMF the fund shall then elect a new investment strategy, enter into liquidation or merge with another fund.

Subscriptions and redemptions.	The net asset value is daily. Subscription and redemption orders are received and centralised at the latest by 12am (Paris time) at BNP Paribas SA and executed on the basis of net asset value on the following day, consequently at an unknown price.		
Custodian.	BNP PARIBAS SA, Grands Moulins de Pantin, 9, rue du Débarcadère, 93500 Pantin, France.		
Currency.	The currency of this unit is the euro.	Distribution policy.	Returns are capitalised.
Intended retail investor.	This product is intended for non-professional and professional clients. It is designed for investors who wish to gain exposure to the corporate bond market. It carries risks of capital loss and may not be suitable for investors who plan to withdraw their contribution before the maturity of 31st December 2026.		
Term.	This product has no maturity date. It cannot be terminated unilaterally by its manufacturer.		

What are the risks and what could I get in return?

Summary Risk Indicator



The risk indicator assumes you keep the product for 4 years. The actual risk can vary significantly if you cash in at an early stage and you may get back less. The summary risk indicator is a guide to the level of risk of this product compared to other products. It shows how likely it is that the product will lose money because of movements in the markets or because we are not able to pay you. We have classified this product as 2 out of 7, which is a low risk class. The product does not provide any guarantee of return or capital against market fluctuations. You may lose all or part of the capital invested.

Material risks not taken into account by the risk indicator:

- Credit risk: risk of a deterioration in the signature quality of the issuer, or of its defaulting, which could lead to a fall in the price of the bond and thus in the net asset value of the fund.
- Derivatives risk: the use of derivatives may lead to specific losses, for example due to unfavourable hedging in certain market conditions. These losses may result in a decrease in net asset value.
- Liquidity risk: this refers to the difficulty or impossibility of selling certain debt securities held in the portfolio in a timely manner and at the portfolio valuation price, in particular due to the small size of the market or the lack of volume on the market where these securities are usually traded.
- Investors whose reference currency is not the same as the currency of this product are subject to currency risk.

Performance scenarios

This table shows how much you could earn over one year and the recommended minimum holding period under different scenarios, assuming you invest the indicated amount. The figures shown include all the costs of the product itself, but may not include all the costs that you pay to your advisor or distributor. The figures do not take into account your personal tax situation, which may also affect how much you get back. What you will get from this product depends on future market performance. Market developments in the future are uncertain and cannot be accurately predicted. The scenarios shown are illustrations based on results from the past and on certain assumptions. Markets could develop very differently in the future. The stress scenario shows what you might get back in extreme market circumstances.

Recommended holding period: 4 years Example investment: € 10 000			
Scenarios	There is no minimum guaranteed return. You could lose some or all of your investment.	If you exit after 1 year	If you exit after 4 years
Stress	What you might get back after costs	€ 8 280	€ 8 362
	<i>Average return each year</i>	-17,20%	-5,79%
Unfavorable	What you might get back after costs	€ 8 439	€ 8 727
	<i>Average return each year</i>	-15,61%	-4,44%
Moderate	What you might get back after costs	€ 10 104	€ 10 729
	<i>Average return each year</i>	1,04%	2,37%
Favorable	What you might get back after costs	€ 10 675	€ 11 563
	<i>Average return each year</i>	6,75%	4,96%

What happens if Anaxis Asset Management is unable to pay out?

A default by the management company would have no effect on your investment. Custody and safekeeping of the assets are provided by the custodian. However, the investment in this product is not guaranteed, nor is it covered by a national compensation scheme.

What are the costs?

Costs over time. The tables show the amounts that are taken from your investment to cover different types of costs. These amounts depend on how much you invest and how long you hold the product. The amounts shown here are illustrations based on an example investment amount.

We have assumed:

- In the first year you would get back the amount that you invested (0 % annual return);
- For the other holding period we have assumed the product performs as shown in the moderate scenario;
- € 10 000 is invested.

	If you exit after 1 year	If you exit after 4 years
Total costs	€ 244	€ 622
<i>Annual cost impact*</i>	2,44%	1,44%

* This illustrates how costs reduce your return each year over the holding period. For example it shows that if you exit at the recommended holding period your average return per year is projected to be 3,22% before costs and 1,78% after costs.

The professional selling or advising you on the product may ask you to pay additional costs. If this is the case, the professional will tell you about these costs and show you how they affect your investment over time.

Composition of costs

One-off costs upon entry or exit		If you exit after one year
Entry costs	Up to 2% of the amount you pay in when entering this investment.	Up to € 200
Exit costs	Up to 1% of your investment before it is paid out to you.	Up to € 100
Ongoing costs taken each year		
Management fees and other administrative or operating costs	1,1% of the value of your investment per year. This is an estimate based on actual costs over the last year.	€ 110
Transaction costs	0,34% of the value of your investment per year. This is an estimate of the costs incurred when we buy and sell the underlying investments for the product. The actual amount will vary depending on how much we buy and sell. The management company does not charge any transaction fees.	€ 34
Incidental costs taken under specific conditions		
Performance fees	There is no performance fee for this product.	

How long should I hold it and can I take money out early?

Recommended holding period: 4 years. It is possible to request redemption at any time.

How can I complain?

For any complaint, an individual client should contact his banker or the life insurer who advised him of the product. All complaints from professional clients can be sent to Anaxis Asset Management, 9, rue Scribe, 75009 Paris, France. If the client is not satisfied with the response, he or she may contact the AMF mediation service at the following address: Médiateur de l'AMF, Autorité des Marchés Financiers, 17 place de la Bourse, 75082 Paris CEDEX 02, France. An electronic mediation request form is available on the AMF website (www.amf-france.org).

Other relevant information

Where and how to obtain information on the product: The prospectus, annual reports and latest periodical documents are sent free of charge within eight working days on written request to Anaxis Asset Management, 9 rue Scribe, 75009 Paris, France; e-mail: info@anaxis-am.fr. The net asset value and information on past performance of the product are available from Anaxis Asset Management at www.anaxis-am.com. As past performance is not constant over time, it is not a guide to future performance. The value of your savings may therefore fluctuate up or down. Performance is calculated with net dividends reinvested. The historical data provided cannot exceed 10 years.

Key Information Document

PURPOSE

This document provides you with key information about this investment product. It is not marketing material. The information is required by law to help you understand the nature, risks, costs, potential gains and losses of this product and to help you compare it with other products.

DEFENSIVE BOND OPP. 2026 E2

ISIN: FRO01400DSE7

Manufacturer: ANAXIS ASSET MANAGEMENT

Website: www.anaxis-am.com

Call +33 (0)9 73 87 13 21 for more information

The French AMF is responsible for supervising Anaxis Asset Management in relation to this Key Information Document. Anaxis Short Duration is authorised in France.

Date: 2023-03-16

Alert: You are about to purchase a product that is not simple and may be difficult to understand.

What is this product?

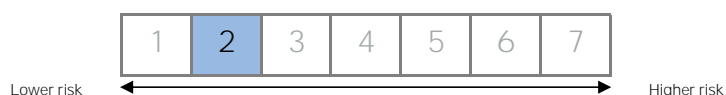
Type.	Fonds Commun de Placement (qualifying as a UCITS).
Financial objective.	The objective of the fund is to achieve, over the recommended investment period running until 31 December 2026, a performance net of fees that exceeds the return on German government bonds (Bund maturing on 15/08/2026 - ISIN code DE0001102408), i.e. 1.90% as at 25/11/2022. The objective takes into account the current expenses, the estimated risk of default and the cost of currency hedging. It is based on market assumptions made by the management company. It does not constitute a promise of return and does not include all events of default.

Strategy. The objective shall be achieved through active and discretionary management using mainly corporate bonds domiciled in Europe or other developed countries. All economic sectors may be considered. Management is based primarily on in-depth fundamental analysis of issuers, as well as on the construction of a diversified allocation from individual securities selected for their own merits. The fund invests mainly in investment grade bonds, or those deemed of equivalent quality by the management committee. The analysis and selection of debt instruments is carried out independently of rating agencies. The composition of the portfolio will be adapted over time according to the remaining investment horizon. The securities are intended to be held until their maturity, but adjustments deemed appropriate may be made throughout the life of the fund as part of an active discretionary management. The fund invests mainly in securities denominated in major currencies (euro or dollar). Currency risk is systematically hedged through the use of derivatives. After hedging, the currency exposure is kept below 2%. In addition, the fund may use derivatives traded on regulated, organised or over-the-counter markets to hedge interest rate risk and, on an ancillary basis, securities with embedded derivatives. The fund may invest up to 100% in corporate bonds, of which a minimum of 70% must be Investment Grade and a maximum of 30% High Yield. The fund may also invest up to 40% of its assets in investment grade debt instruments issued by governments. The maximum exposure to emerging countries is 10%. In addition, the fund may invest up to 50% of its assets in term deposits. The portfolio's bond sensitivity may fluctuate within a range of 0 to 5. It will tend to decrease as the fund approaches maturity. At the latest on 31st December 2025 the fund will be managed as a money-market product with reference to average money-market rates. Subject to agreement by the AMF the fund shall then elect a new investment strategy, enter into liquidation or merge with another fund.

Subscriptions and redemptions.	The net asset value is daily. Subscription and redemption orders are received and centralised at the latest by 12am (Paris time) at BNP Paribas SA and executed on the basis of net asset value on the following day, consequently at an unknown price.		
Custodian.	BNP PARIBAS SA, Grands Moulins de Pantin, 9, rue du Débarcadère, 93500 Pantin, France.		
Currency.	The currency of this unit is the euro.	Distribution policy.	Returns are capitalised and/or distributed.
Intended retail investor.	This product is intended for non-professional and professional clients. It is designed for investors who wish to gain exposure to the corporate bond market. It carries risks of capital loss and may not be suitable for investors who plan to withdraw their contribution before the maturity of 31st December 2026.		
Term.	This product has no maturity date. It cannot be terminated unilaterally by its manufacturer.		

What are the risks and what could I get in return?

Summary Risk Indicator



The risk indicator assumes you keep the product for 4 years. The actual risk can vary significantly if you cash in at an early stage and you may get back less. The summary risk indicator is a guide to the level of risk of this product compared to other products. It shows how likely it is that the product will lose money because of movements in the markets or because we are not able to pay you. We have classified this product as 2 out of 7, which is a low risk class. The product does not provide any guarantee of return or capital against market fluctuations. You may lose all or part of the capital invested.

Material risks not taken into account by the risk indicator:

- Credit risk: risk of a deterioration in the signature quality of the issuer, or of its defaulting, which could lead to a fall in the price of the bond and thus in the net asset value of the fund.
- Derivatives risk: the use of derivatives may lead to specific losses, for example due to unfavourable hedging in certain market conditions. These losses may result in a decrease in net asset value.
- Liquidity risk: this refers to the difficulty or impossibility of selling certain debt securities held in the portfolio in a timely manner and at the portfolio valuation price, in particular due to the small size of the market or the lack of volume on the market where these securities are usually traded.
- Investors whose reference currency is not the same as the currency of this product are subject to currency risk.

Performance scenarios

This table shows how much you could earn over one year and the recommended minimum holding period under different scenarios, assuming you invest the indicated amount. The figures shown include all the costs of the product itself, but may not include all the costs that you pay to your advisor or distributor. The figures do not take into account your personal tax situation, which may also affect how much you get back. What you will get from this product depends on future market performance. Market developments in the future are uncertain and cannot be accurately predicted. The scenarios shown are illustrations based on results from the past and on certain assumptions. Markets could develop very differently in the future. The stress scenario shows what you might get back in extreme market circumstances.

Recommended holding period: 4 years Example investment: € 10 000			
Scenarios	There is no minimum guaranteed return. You could lose some or all of your investment.	If you exit after 1 year	If you exit after 4 years
Stress	What you might get back after costs	€ 8 280	€ 8 362
	<i>Average return each year</i>	-17,20%	-5,79%
Unfavorable	What you might get back after costs	€ 8 439	€ 8 715
	<i>Average return each year</i>	-15,61%	-4,48%
Moderate	What you might get back after costs	€ 10 108	€ 10 729
	<i>Average return each year</i>	1,08%	2,37%
Favorable	What you might get back after costs	€ 10 675	€ 11 563
	<i>Average return each year</i>	6,75%	4,96%

What happens if Anaxis Asset Management is unable to pay out?

A default by the management company would have no effect on your investment. Custody and safekeeping of the assets are provided by the custodian. However, the investment in this product is not guaranteed, nor is it covered by a national compensation scheme.

What are the costs?

Costs over time. The tables show the amounts that are taken from your investment to cover different types of costs. These amounts depend on how much you invest and how long you hold the product. The amounts shown here are illustrations based on an example investment amount.

We have assumed:

- In the first year you would get back the amount that you invested (0 % annual return);
- For the other holding period we have assumed the product performs as shown in the moderate scenario;
- € 10 000 is invested.

	If you exit after 1 year	If you exit after 4 years
Total costs	€ 199	€ 425
<i>Annual cost impact*</i>	1,99%	0,99%

* This illustrates how costs reduce your return each year over the holding period. For example it shows that if you exit at the recommended holding period your average return per year is projected to be 2,77% before costs and 1,78% after costs.

The professional selling or advising you on the product may ask you to pay additional costs. If this is the case, the professional will tell you about these costs and show you how they affect your investment over time.

Composition of costs

One-off costs upon entry or exit		If you exit after one year
Entry costs	Up to 2% of the amount you pay in when entering this investment.	Up to € 200
Exit costs	Up to 1% of your investment before it is paid out to you.	Up to € 100
Ongoing costs taken each year		
Management fees and other administrative or operating costs	0,65% of the value of your investment per year. This is an estimate based on actual costs over the last year.	€ 65
Transaction costs	0,34% of the value of your investment per year. This is an estimate of the costs incurred when we buy and sell the underlying investments for the product. The actual amount will vary depending on how much we buy and sell. The management company does not charge any transaction fees.	€ 34
Incidental costs taken under specific conditions		
Performance fees	There is no performance fee for this product.	

How long should I hold it and can I take money out early?

Recommended holding period: 4 years. It is possible to request redemption at any time.

How can I complain?

For any complaint, an individual client should contact his banker or the life insurer who advised him of the product. All complaints from professional clients can be sent to Anaxis Asset Management, 9, rue Scribe, 75009 Paris, France. If the client is not satisfied with the response, he or she may contact the AMF mediation service at the following address: Médiateur de l'AMF, Autorité des Marchés Financiers, 17 place de la Bourse, 75082 Paris CEDEX 02, France. An electronic mediation request form is available on the AMF website (www.amf-france.org).

Other relevant information

Where and how to obtain information on the product: The prospectus, annual reports and latest periodical documents are sent free of charge within eight working days on written request to Anaxis Asset Management, 9 rue Scribe, 75009 Paris, France; e-mail: info@anaxis-am.fr. The net asset value and information on past performance of the product are available from Anaxis Asset Management at www.anaxis-am.com. As past performance is not constant over time, it is not a guide to future performance. The value of your savings may therefore fluctuate up or down. Performance is calculated with net dividends reinvested. The historical data provided cannot exceed 10 years.

Key Information Document

PURPOSE

This document provides you with key information about this investment product. It is not marketing material. The information is required by law to help you understand the nature, risks, costs, potential gains and losses of this product and to help you compare it with other products.

DEFENSIVE BOND OPP. 2026 I1

ISIN: FRO01400DS90

Manufacturer: ANAXIS ASSET MANAGEMENT

Website: www.anaxis-am.com

Call +33 (0)9 73 87 13 21 for more information

The French AMF is responsible for supervising Anaxis Asset Management in relation to this Key Information Document. Anaxis Short Duration is authorised in France.

Date: 2023-03-16

Alert: You are about to purchase a product that is not simple and may be difficult to understand.

What is this product?

Type.	Fonds Commun de Placement (qualifying as a UCITS).
Financial objective.	The objective of the fund is to achieve, over the recommended investment period running until 31 December 2026, a performance net of fees that exceeds the return on German government bonds (Bund maturing on 15/08/2026 - ISIN code DE0001102408), i.e. 1.90% as at 25/11/2022. The objective takes into account the current expenses, the estimated risk of default and the cost of currency hedging. It is based on market assumptions made by the management company. It does not constitute a promise of return and does not include all events of default.

Strategy. The objective shall be achieved through active and discretionary management using mainly corporate bonds domiciled in Europe or other developed countries. All economic sectors may be considered. Management is based primarily on in-depth fundamental analysis of issuers, as well as on the construction of a diversified allocation from individual securities selected for their own merits. The fund invests mainly in investment grade bonds, or those deemed of equivalent quality by the management committee. The analysis and selection of debt instruments is carried out independently of rating agencies. The composition of the portfolio will be adapted over time according to the remaining investment horizon. The securities are intended to be held until their maturity, but adjustments deemed appropriate may be made throughout the life of the fund as part of an active discretionary management. The fund invests mainly in securities denominated in major currencies (euro or dollar). Currency risk is systematically hedged through the use of derivatives. After hedging, the currency exposure is kept below 2%. In addition, the fund may use derivatives traded on regulated, organised or over-the-counter markets to hedge interest rate risk and, on an ancillary basis, securities with embedded derivatives. The fund may invest up to 100% in corporate bonds, of which a minimum of 70% must be Investment Grade and a maximum of 30% High Yield. The fund may also invest up to 40% of its assets in investment grade debt instruments issued by governments. The maximum exposure to emerging countries is 10%. In addition, the fund may invest up to 50% of its assets in term deposits. The portfolio's bond sensitivity may fluctuate within a range of 0 to 5. It will tend to decrease as the fund approaches maturity. At the latest on 31st December 2025 the fund will be managed as a money-market product with reference to average money-market rates. Subject to agreement by the AMF the fund shall then elect a new investment strategy, enter into liquidation or merge with another fund.

Subscriptions and redemptions.	The net asset value is daily. Subscription and redemption orders are received and centralised at the latest by 12am (Paris time) at BNP Paribas SA and executed on the basis of net asset value on the following day, consequently at an unknown price.		
Custodian.	BNP PARIBAS SA, Grands Moulins de Pantin, 9, rue du Débarcadère, 93500 Pantin, France.		
Currency.	The currency of this unit is the euro.	Distribution policy.	Returns are capitalised.
Intended retail investor.	This product is intended for non-professional and professional clients. It is designed for investors who wish to gain exposure to the corporate bond market. It carries risks of capital loss and may not be suitable for investors who plan to withdraw their contribution before the maturity of 31st December 2026.		
Term.	This product has no maturity date. It cannot be terminated unilaterally by its manufacturer.		

What are the risks and what could I get in return?

Summary Risk Indicator



The risk indicator assumes you keep the product for 4 years. The actual risk can vary significantly if you cash in at an early stage and you may get back less. The summary risk indicator is a guide to the level of risk of this product compared to other products. It shows how likely it is that the product will lose money because of movements in the markets or because we are not able to pay you. We have classified this product as 2 out of 7, which is a low risk class. The product does not provide any guarantee of return or capital against market fluctuations. You may lose all or part of the capital invested.

Material risks not taken into account by the risk indicator:

- Credit risk: risk of a deterioration in the signature quality of the issuer, or of its defaulting, which could lead to a fall in the price of the bond and thus in the net asset value of the fund.
- Derivatives risk: the use of derivatives may lead to specific losses, for example due to unfavourable hedging in certain market conditions. These losses may result in a decrease in net asset value.
- Liquidity risk: this refers to the difficulty or impossibility of selling certain debt securities held in the portfolio in a timely manner and at the portfolio valuation price, in particular due to the small size of the market or the lack of volume on the market where these securities are usually traded.
- Investors whose reference currency is not the same as the currency of this product are subject to currency risk.

Performance scenarios

This table shows how much you could earn over one year and the recommended minimum holding period under different scenarios, assuming you invest the indicated amount. The figures shown include all the costs of the product itself, but may not include all the costs that you pay to your advisor or distributor. The figures do not take into account your personal tax situation, which may also affect how much you get back. What you will get from this product depends on future market performance. Market developments in the future are uncertain and cannot be accurately predicted. The scenarios shown are illustrations based on results from the past and on certain assumptions. Markets could develop very differently in the future. The stress scenario shows what you might get back in extreme market circumstances.

Recommended holding period: 4 years Example investment: € 10 000			
Scenarios	There is no minimum guaranteed return. You could lose some or all of your investment.	If you exit after 1 year	If you exit after 4 years
Stress	What you might get back after costs	€ 8 280	€ 8 362
	<i>Average return each year</i>	-17,20%	-5,79%
Unfavorable	What you might get back after costs	€ 8 439	€ 8 776
	<i>Average return each year</i>	-15,61%	-4,26%
Moderate	What you might get back after costs	€ 10 104	€ 10 729
	<i>Average return each year</i>	1,04%	2,37%
Favorable	What you might get back after costs	€ 10 675	€ 11 563
	<i>Average return each year</i>	6,75%	4,96%

What happens if Anaxis Asset Management is unable to pay out?

A default by the management company would have no effect on your investment. Custody and safekeeping of the assets are provided by the custodian. However, the investment in this product is not guaranteed, nor is it covered by a national compensation scheme.

What are the costs?

Costs over time. The tables show the amounts that are taken from your investment to cover different types of costs. These amounts depend on how much you invest and how long you hold the product. The amounts shown here are illustrations based on an example investment amount.

We have assumed:

- In the first year you would get back the amount that you invested (0 % annual return);
- For the other holding period we have assumed the product performs as shown in the moderate scenario;
- € 10 000 is invested.

	If you exit after 1 year	If you exit after 4 years
Total costs	€ 209	€ 469
<i>Annual cost impact*</i>	2,09%	1,09%

* This illustrates how costs reduce your return each year over the holding period. For example it shows that if you exit at the recommended holding period your average return per year is projected to be 2,87% before costs and 1,78% after costs.

The professional selling or advising you on the product may ask you to pay additional costs. If this is the case, the professional will tell you about these costs and show you how they affect your investment over time.

Composition of costs

One-off costs upon entry or exit		If you exit after one year
Entry costs	Up to 2% of the amount you pay in when entering this investment.	Up to € 200
Exit costs	Up to 1% of your investment before it is paid out to you.	Up to € 100
Ongoing costs taken each year		
Management fees and other administrative or operating costs	0,75% of the value of your investment per year. This is an estimate based on actual costs over the last year.	€ 75
Transaction costs	0,34% of the value of your investment per year. This is an estimate of the costs incurred when we buy and sell the underlying investments for the product. The actual amount will vary depending on how much we buy and sell. The management company does not charge any transaction fees.	€ 34
Incidental costs taken under specific conditions		
Performance fees	There is no performance fee for this product.	

How long should I hold it and can I take money out early?

Recommended holding period: 4 years. It is possible to request redemption at any time.

How can I complain?

For any complaint, an individual client should contact his banker or the life insurer who advised him of the product. All complaints from professional clients can be sent to Anaxis Asset Management, 9, rue Scribe, 75009 Paris, France. If the client is not satisfied with the response, he or she may contact the AMF mediation service at the following address: Médiateur de l'AMF, Autorité des Marchés Financiers, 17 place de la Bourse, 75082 Paris CEDEX 02, France. An electronic mediation request form is available on the AMF website (www.amf-france.org).

Other relevant information

Where and how to obtain information on the product: The prospectus, annual reports and latest periodical documents are sent free of charge within eight working days on written request to Anaxis Asset Management, 9 rue Scribe, 75009 Paris, France; e-mail: info@anaxis-am.fr. The net asset value and information on past performance of the product are available from Anaxis Asset Management at www.anaxis-am.com. As past performance is not constant over time, it is not a guide to future performance. The value of your savings may therefore fluctuate up or down. Performance is calculated with net dividends reinvested. The historical data provided cannot exceed 10 years.

Key Information Document

PURPOSE

This document provides you with key information about this investment product. It is not marketing material. The information is required by law to help you understand the nature, risks, costs, potential gains and losses of this product and to help you compare it with other products.

DEFENSIVE BOND OPP. 2026 I2

ISIN: FRO01400DS82

Manufacturer: ANAXIS ASSET MANAGEMENT

Website: www.anaxis-am.com

Call +33 (0)9 73 87 13 21 for more information

The French AMF is responsible for supervising Anaxis Asset Management in relation to this Key Information Document. Anaxis Short Duration is authorised in France.

Date: 2023-03-16

Alert: You are about to purchase a product that is not simple and may be difficult to understand.

What is this product?

Type.	Fonds Commun de Placement (qualifying as a UCITS).
Financial objective.	The objective of the fund is to achieve, over the recommended investment period running until 31 December 2026, a performance net of fees that exceeds the return on German government bonds (Bund maturing on 15/08/2026 - ISIN code DE0001102408), i.e. 1.90% as at 25/11/2022. The objective takes into account the current expenses, the estimated risk of default and the cost of currency hedging. It is based on market assumptions made by the management company. It does not constitute a promise of return and does not include all events of default.

Strategy. The objective shall be achieved through active and discretionary management using mainly corporate bonds domiciled in Europe or other developed countries. All economic sectors may be considered. Management is based primarily on in-depth fundamental analysis of issuers, as well as on the construction of a diversified allocation from individual securities selected for their own merits. The fund invests mainly in investment grade bonds, or those deemed of equivalent quality by the management committee. The analysis and selection of debt instruments is carried out independently of rating agencies. The composition of the portfolio will be adapted over time according to the remaining investment horizon. The securities are intended to be held until their maturity, but adjustments deemed appropriate may be made throughout the life of the fund as part of an active discretionary management. The fund invests mainly in securities denominated in major currencies (euro or dollar). Currency risk is systematically hedged through the use of derivatives. After hedging, the currency exposure is kept below 2%. In addition, the fund may use derivatives traded on regulated, organised or over-the-counter markets to hedge interest rate risk and, on an ancillary basis, securities with embedded derivatives. The fund may invest up to 100% in corporate bonds, of which a minimum of 70% must be Investment Grade and a maximum of 30% High Yield. The fund may also invest up to 40% of its assets in investment grade debt instruments issued by governments. The maximum exposure to emerging countries is 10%. In addition, the fund may invest up to 50% of its assets in term deposits. The portfolio's bond sensitivity may fluctuate within a range of 0 to 5. It will tend to decrease as the fund approaches maturity. At the latest on 31st December 2025 the fund will be managed as a money-market product with reference to average money-market rates. Subject to agreement by the AMF the fund shall then elect a new investment strategy, enter into liquidation or merge with another fund.

Subscriptions and redemptions.	The net asset value is daily. Subscription and redemption orders are received and centralised at the latest by 12am (Paris time) at BNP Paribas SA and executed on the basis of net asset value on the following day, consequently at an unknown price.		
Custodian.	BNP PARIBAS SA, Grands Moulins de Pantin, 9, rue du Débarcadère, 93500 Pantin, France.		
Currency.	The currency of this unit is the euro.	Distribution policy.	Returns are capitalised and/or distributed.
Intended retail investor.	This product is intended for non-professional and professional clients. It is designed for investors who wish to gain exposure to the corporate bond market. It carries risks of capital loss and may not be suitable for investors who plan to withdraw their contribution before the maturity of 31st December 2026.		
Term.	This product has no maturity date. It cannot be terminated unilaterally by its manufacturer.		

What are the risks and what could I get in return?

Summary Risk Indicator



The risk indicator assumes you keep the product for 4 years. The actual risk can vary significantly if you cash in at an early stage and you may get back less. The summary risk indicator is a guide to the level of risk of this product compared to other products. It shows how likely it is that the product will lose money because of movements in the markets or because we are not able to pay you. We have classified this product as 2 out of 7, which is a low risk class. The product does not provide any guarantee of return or capital against market fluctuations. You may lose all or part of the capital invested.

Material risks not taken into account by the risk indicator:

- Credit risk: risk of a deterioration in the signature quality of the issuer, or of its defaulting, which could lead to a fall in the price of the bond and thus in the net asset value of the fund.
- Derivatives risk: the use of derivatives may lead to specific losses, for example due to unfavourable hedging in certain market conditions. These losses may result in a decrease in net asset value.
- Liquidity risk: this refers to the difficulty or impossibility of selling certain debt securities held in the portfolio in a timely manner and at the portfolio valuation price, in particular due to the small size of the market or the lack of volume on the market where these securities are usually traded.
- Investors whose reference currency is not the same as the currency of this product are subject to currency risk.

Performance scenarios

This table shows how much you could earn over one year and the recommended minimum holding period under different scenarios, assuming you invest the indicated amount. The figures shown include all the costs of the product itself, but may not include all the costs that you pay to your advisor or distributor. The figures do not take into account your personal tax situation, which may also affect how much you get back. What you will get from this product depends on future market performance. Market developments in the future are uncertain and cannot be accurately predicted. The scenarios shown are illustrations based on results from the past and on certain assumptions. Markets could develop very differently in the future. The stress scenario shows what you might get back in extreme market circumstances.

Recommended holding period: 4 years Example investment: € 10 000			
Scenarios	There is no minimum guaranteed return. You could lose some or all of your investment.	If you exit after 1 year	If you exit after 4 years
Stress	What you might get back after costs	€ 8 280	€ 8 362
	<i>Average return each year</i>	-17,20%	-5,79%
Unfavorable	What you might get back after costs	€ 8 439	€ 8 715
	<i>Average return each year</i>	-15,61%	-4,48%
Moderate	What you might get back after costs	€ 10 108	€ 10 729
	<i>Average return each year</i>	1,08%	2,37%
Favorable	What you might get back after costs	€ 10 675	€ 11 563
	<i>Average return each year</i>	6,75%	4,96%

What happens if Anaxis Asset Management is unable to pay out?

A default by the management company would have no effect on your investment. Custody and safekeeping of the assets are provided by the custodian. However, the investment in this product is not guaranteed, nor is it covered by a national compensation scheme.

What are the costs?

Costs over time. The tables show the amounts that are taken from your investment to cover different types of costs. These amounts depend on how much you invest and how long you hold the product. The amounts shown here are illustrations based on an example investment amount.

We have assumed:

- In the first year you would get back the amount that you invested (0 % annual return);
- For the other holding period we have assumed the product performs as shown in the moderate scenario;
- € 10 000 is invested.

	If you exit after 1 year	If you exit after 4 years
Total costs	€ 209	€ 469
<i>Annual cost impact*</i>	2,09%	1,09%

* This illustrates how costs reduce your return each year over the holding period. For example it shows that if you exit at the recommended holding period your average return per year is projected to be 2,87% before costs and 1,78% after costs.

The professional selling or advising you on the product may ask you to pay additional costs. If this is the case, the professional will tell you about these costs and show you how they affect your investment over time.

Composition of costs

One-off costs upon entry or exit		If you exit after one year
Entry costs	Up to 2% of the amount you pay in when entering this investment.	Up to € 200
Exit costs	Up to 1% of your investment before it is paid out to you.	Up to € 100
Ongoing costs taken each year		
Management fees and other administrative or operating costs	0,75% of the value of your investment per year. This is an estimate based on actual costs over the last year.	€ 75
Transaction costs	0,34% of the value of your investment per year. This is an estimate of the costs incurred when we buy and sell the underlying investments for the product. The actual amount will vary depending on how much we buy and sell. The management company does not charge any transaction fees.	€ 34
Incidental costs taken under specific conditions		
Performance fees	There is no performance fee for this product.	

How long should I hold it and can I take money out early?

Recommended holding period: 4 years. It is possible to request redemption at any time.

How can I complain?

For any complaint, an individual client should contact his banker or the life insurer who advised him of the product. All complaints from professional clients can be sent to Anaxis Asset Management, 9, rue Scribe, 75009 Paris, France. If the client is not satisfied with the response, he or she may contact the AMF mediation service at the following address: Médiateur de l'AMF, Autorité des Marchés Financiers, 17 place de la Bourse, 75082 Paris CEDEX 02, France. An electronic mediation request form is available on the AMF website (www.amf-france.org).

Other relevant information

Where and how to obtain information on the product: The prospectus, annual reports and latest periodical documents are sent free of charge within eight working days on written request to Anaxis Asset Management, 9 rue Scribe, 75009 Paris, France; e-mail: info@anaxis-am.fr. The net asset value and information on past performance of the product are available from Anaxis Asset Management at www.anaxis-am.com. As past performance is not constant over time, it is not a guide to future performance. The value of your savings may therefore fluctuate up or down. Performance is calculated with net dividends reinvested. The historical data provided cannot exceed 10 years.

Key Information Document

PURPOSE

This document provides you with key information about this investment product. It is not marketing material. The information is required by law to help you understand the nature, risks, costs, potential gains and losses of this product and to help you compare it with other products.

DEFENSIVE BOND OPP, 2026 J1

ISIN: FRO01400DS74

Manufacturer: ANAXIS ASSET MANAGEMENT

Website: www.anaxis-am.com

Call +33 (0)9 73 87 13 21 for more information

The French AMF is responsible for supervising Anaxis Asset Management in relation to this Key Information Document. Anaxis Short Duration is authorised in France.

Date: 2023-03-16

Alert: You are about to purchase a product that is not simple and may be difficult to understand.

What is this product?

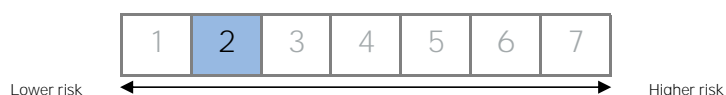
Type.	Fonds Commun de Placement (qualifying as a UCITS).
Financial objective.	The objective of the fund is to achieve, over the recommended investment period running until 31 December 2026, a performance net of fees that exceeds the return on US federal bonds (maturity 31/12/2026 - ISIN code US91282CDP32), i.e. 4% as at 25/11/2022. The objective takes into account the current expenses, the estimated risk of default and the cost of currency hedging. It is based on market assumptions made by the management company. It does not constitute a promise of return and does not include all events of default.

Strategy. The objective shall be achieved through active and discretionary management using mainly corporate bonds domiciled in Europe or other developed countries. All economic sectors may be considered. Management is based primarily on in-depth fundamental analysis of issuers, as well as on the construction of a diversified allocation from individual securities selected for their own merits. The fund invests mainly in investment grade bonds, or those deemed of equivalent quality by the management committee. The analysis and selection of debt instruments is carried out independently of rating agencies. The composition of the portfolio will be adapted over time according to the remaining investment horizon. The securities are intended to be held until their maturity, but adjustments deemed appropriate may be made throughout the life of the fund as part of an active discretionary management. The fund invests mainly in securities denominated in major currencies (euro or dollar). Currency risk is systematically hedged through the use of derivatives. After hedging, the currency exposure is kept below 2%. In addition, the fund may use derivatives traded on regulated, organised or over-the-counter markets to hedge interest rate risk and, on an ancillary basis, securities with embedded derivatives. The fund may invest up to 100% in corporate bonds, of which a minimum of 70% must be Investment Grade and a maximum of 30% High Yield. The fund may also invest up to 40% of its assets in investment grade debt instruments issued by governments. The maximum exposure to emerging countries is 10%. In addition, the fund may invest up to 50% of its assets in term deposits. The portfolio's bond sensitivity may fluctuate within a range of 0 to 5. It will tend to decrease as the fund approaches maturity. At the latest on 31st December 2025 the fund will be managed as a money-market product with reference to average money-market rates. Subject to agreement by the AMF the fund shall then elect a new investment strategy, enter into liquidation or merge with another fund.

Subscriptions and redemptions.	The net asset value is daily. Subscription and redemption orders are received and centralised at the latest by 12am (Paris time) at BNP Paribas SA and executed on the basis of net asset value on the following day, consequently at an unknown price.		
Custodian.	BNP PARIBAS SA, Grands Moulins de Pantin, 9, rue du Débarcadère, 93500 Pantin, France.		
Currency.	The currency of this unit is the US dollar.	Distribution policy.	Returns are capitalised.
Intended retail investor.	This product is intended for non-professional and professional clients. It is designed for investors who wish to gain exposure to the corporate bond market. It carries risks of capital loss and may not be suitable for investors who plan to withdraw their contribution before the maturity of 31st December 2026.		
Term.	This product has no maturity date. It cannot be terminated unilaterally by its manufacturer.		

What are the risks and what could I get in return?

Summary Risk Indicator



The risk indicator assumes you keep the product for 4 years. The actual risk can vary significantly if you cash in at an early stage and you may get back less. The summary risk indicator is a guide to the level of risk of this product compared to other products. It shows how likely it is that the product will lose money because of movements in the markets or because we are not able to pay you. We have classified this product as 2 out of 7, which is a low risk class. The product does not provide any guarantee of return or capital against market fluctuations. You may lose all or part of the capital invested.

Material risks not taken into account by the risk indicator:

- Credit risk: risk of a deterioration in the signature quality of the issuer, or of its defaulting, which could lead to a fall in the price of the bond and thus in the net asset value of the fund.
- Derivatives risk: the use of derivatives may lead to specific losses, for example due to unfavourable hedging in certain market conditions. These losses may result in a decrease in net asset value.
- Liquidity risk: this refers to the difficulty or impossibility of selling certain debt securities held in the portfolio in a timely manner and at the portfolio valuation price, in particular due to the small size of the market or the lack of volume on the market where these securities are usually traded.
- Investors whose reference currency is not the same as the currency of this product are subject to currency risk.

Performance scenarios

This table shows how much you could earn over one year and the recommended minimum holding period under different scenarios, assuming you invest the indicated amount. The figures shown include all the costs of the product itself, but may not include all the costs that you pay to your advisor or distributor. The figures do not take into account your personal tax situation, which may also affect how much you get back. What you will get from this product depends on future market performance. Market developments in the future are uncertain and cannot be accurately predicted. The scenarios shown are illustrations based on results from the past and on certain assumptions. Markets could develop very differently in the future. The stress scenario shows what you might get back in extreme market circumstances.

Recommended holding period: 4 years Example investment: \$ 10 000			
Scenarios	There is no minimum guaranteed return. You could lose some or all of your investment.	If you exit after 1 year	If you exit after 4 years
Stress	What you might get back after costs	\$ 8 280	\$ 8 362
	<i>Average return each year</i>	-17,20%	-5,79%
Unfavorable	What you might get back after costs	\$ 8 439	\$ 8 715
	<i>Average return each year</i>	-15,61%	-4,48%
Moderate	What you might get back after costs	\$ 10 108	\$ 10 729
	<i>Average return each year</i>	1,08%	2,37%
Favorable	What you might get back after costs	\$ 10 675	\$ 11 563
	<i>Average return each year</i>	6,75%	4,96%

What happens if Anaxis Asset Management is unable to pay out?

A default by the management company would have no effect on your investment. Custody and safekeeping of the assets are provided by the custodian. However, the investment in this product is not guaranteed, nor is it covered by a national compensation scheme.

What are the costs?

Costs over time. The tables show the amounts that are taken from your investment to cover different types of costs. These amounts depend on how much you invest and how long you hold the product. The amounts shown here are illustrations based on an example investment amount.

We have assumed:

- In the first year you would get back the amount that you invested (0 % annual return);
- For the other holding period we have assumed the product performs as shown in the moderate scenario;
- \$ 10 000 is invested.

	If you exit after 1 year	If you exit after 4 years
Total costs	\$ 209	\$ 469
<i>Annual cost impact*</i>	2,09%	1,09%

* This illustrates how costs reduce your return each year over the holding period. For example it shows that if you exit at the recommended holding period your average return per year is projected to be 2,87% before costs and 1,78% after costs.

The professional selling or advising you on the product may ask you to pay additional costs. If this is the case, the professional will tell you about these costs and show you how they affect your investment over time.

Composition of costs

One-off costs upon entry or exit		If you exit after one year
Entry costs	Up to 2% of the amount you pay in when entering this investment.	Up to \$ 200
Exit costs	Up to 1% of your investment before it is paid out to you.	Up to \$ 100
Ongoing costs taken each year		
Management fees and other administrative or operating costs	0,75% of the value of your investment per year. This is an estimate based on actual costs over the last year.	\$ 75
Transaction costs	0,34% of the value of your investment per year. This is an estimate of the costs incurred when we buy and sell the underlying investments for the product. The actual amount will vary depending on how much we buy and sell. The management company does not charge any transaction fees.	\$ 34
Incidental costs taken under specific conditions		
Performance fees	There is no performance fee for this product.	

How long should I hold it and can I take money out early?

Recommended holding period: 4 years. It is possible to request redemption at any time.

How can I complain?

For any complaint, an individual client should contact his banker or the life insurer who advised him of the product. All complaints from professional clients can be sent to Anaxis Asset Management, 9, rue Scribe, 75009 Paris, France. If the client is not satisfied with the response, he or she may contact the AMF mediation service at the following address: Médiateur de l'AMF, Autorité des Marchés Financiers, 17 place de la Bourse, 75082 Paris CEDEX 02, France. An electronic mediation request form is available on the AMF website (www.amf-france.org).

Other relevant information

Where and how to obtain information on the product: The prospectus, annual reports and latest periodical documents are sent free of charge within eight working days on written request to Anaxis Asset Management, 9 rue Scribe, 75009 Paris, France; e-mail: info@anaxis-am.fr. The net asset value and information on past performance of the product are available from Anaxis Asset Management at www.anaxis-am.com. As past performance is not constant over time, it is not a guide to future performance. The value of your savings may therefore fluctuate up or down. Performance is calculated with net dividends reinvested. The historical data provided cannot exceed 10 years.

Key Information Document

PURPOSE

This document provides you with key information about this investment product. It is not marketing material. The information is required by law to help you understand the nature, risks, costs, potential gains and losses of this product and to help you compare it with other products.

DEFENSIVE BOND OPP. 2026 J2

ISIN: FRO01400DS66 Manufacturer: ANAXIS ASSET MANAGEMENT Website: www.anaxis-am.com

Call +33 (0)9 73 87 13 21 for more information

The French AMF is responsible for supervising Anaxis Asset Management in relation to this Key Information Document. Anaxis Short Duration is authorised in France.

Date: 2023-03-16

Alert: You are about to purchase a product that is not simple and may be difficult to understand.

What is this product?

Type.	Fonds Commun de Placement (qualifying as a UCITS).
Financial objective.	The objective of the fund is to achieve, over the recommended investment period running until 31 December 2026, a performance net of fees that exceeds the return on US federal bonds (maturity 31/12/2026 - ISIN code US91282CDP32), i.e. 4% as at 25/11/2022. The objective takes into account the current expenses, the estimated risk of default and the cost of currency hedging. It is based on market assumptions made by the management company. It does not constitute a promise of return and does not include all events of default.

Strategy. The objective shall be achieved through active and discretionary management using mainly corporate bonds domiciled in Europe or other developed countries. All economic sectors may be considered. Management is based primarily on in-depth fundamental analysis of issuers, as well as on the construction of a diversified allocation from individual securities selected for their own merits. The fund invests mainly in investment grade bonds, or those deemed of equivalent quality by the management committee. The analysis and selection of debt instruments is carried out independently of rating agencies. The composition of the portfolio will be adapted over time according to the remaining investment horizon. The securities are intended to be held until their maturity, but adjustments deemed appropriate may be made throughout the life of the fund as part of an active discretionary management. The fund invests mainly in securities denominated in major currencies (euro or dollar). Currency risk is systematically hedged through the use of derivatives. After hedging, the currency exposure is kept below 2%. In addition, the fund may use derivatives traded on regulated, organised or over-the-counter markets to hedge interest rate risk and, on an ancillary basis, securities with embedded derivatives. The fund may invest up to 100% in corporate bonds, of which a minimum of 70% must be Investment Grade and a maximum of 30% High Yield. The fund may also invest up to 40% of its assets in investment grade debt instruments issued by governments. The maximum exposure to emerging countries is 10%. In addition, the fund may invest up to 50% of its assets in term deposits. The portfolio's bond sensitivity may fluctuate within a range of 0 to 5. It will tend to decrease as the fund approaches maturity. At the latest on 31st December 2025 the fund will be managed as a money-market product with reference to average money-market rates. Subject to agreement by the AMF the fund shall then elect a new investment strategy, enter into liquidation or merge with another fund.

Subscriptions and redemptions.	The net asset value is daily. Subscription and redemption orders are received and centralised at the latest by 12am (Paris time) at BNP Paribas SA and executed on the basis of net asset value on the following day, consequently at an unknown price.		
Custodian.	BNP PARIBAS SA, Grands Moulins de Pantin, 9, rue du Débarcadère, 93500 Pantin, France.		
Currency.	The currency of this unit is the US dollar.	Distribution policy.	Returns are capitalised and/or distributed.
Intended retail investor.	This product is intended for non-professional and professional clients. It is designed for investors who wish to gain exposure to the corporate bond market. It carries risks of capital loss and may not be suitable for investors who plan to withdraw their contribution before the maturity of 31st December 2026.		
Term.	This product has no maturity date. It cannot be terminated unilaterally by its manufacturer.		

What are the risks and what could I get in return?

Summary Risk Indicator



The risk indicator assumes you keep the product for 4 years. The actual risk can vary significantly if you cash in at an early stage and you may get back less. The summary risk indicator is a guide to the level of risk of this product compared to other products. It shows how likely it is that the product will lose money because of movements in the markets or because we are not able to pay you. We have classified this product as 2 out of 7, which is a low risk class. The product does not provide any guarantee of return or capital against market fluctuations. You may lose all or part of the capital invested.

Material risks not taken into account by the risk indicator:

- Credit risk: risk of a deterioration in the signature quality of the issuer, or of its defaulting, which could lead to a fall in the price of the bond and thus in the net asset value of the fund.
- Derivatives risk: the use of derivatives may lead to specific losses, for example due to unfavourable hedging in certain market conditions. These losses may result in a decrease in net asset value.
- Liquidity risk: this refers to the difficulty or impossibility of selling certain debt securities held in the portfolio in a timely manner and at the portfolio valuation price, in particular due to the small size of the market or the lack of volume on the market where these securities are usually traded.
- Investors whose reference currency is not the same as the currency of this product are subject to currency risk.

Performance scenarios

This table shows how much you could earn over one year and the recommended minimum holding period under different scenarios, assuming you invest the indicated amount. The figures shown include all the costs of the product itself, but may not include all the costs that you pay to your advisor or distributor. The figures do not take into account your personal tax situation, which may also affect how much you get back. What you will get from this product depends on future market performance. Market developments in the future are uncertain and cannot be accurately predicted. The scenarios shown are illustrations based on results from the past and on certain assumptions. Markets could develop very differently in the future. The stress scenario shows what you might get back in extreme market circumstances.

Recommended holding period: 4 years Example investment: \$ 10 000			
Scenarios	There is no minimum guaranteed return. You could lose some or all of your investment.	If you exit after 1 year	If you exit after 4 years
Stress	What you might get back after costs	\$ 8 280	\$ 8 362
	<i>Average return each year</i>	-17,20%	-5,79%
Unfavorable	What you might get back after costs	\$ 8 439	\$ 8 715
	<i>Average return each year</i>	-15,61%	-4,48%
Moderate	What you might get back after costs	\$ 10 108	\$ 10 729
	<i>Average return each year</i>	1,08%	2,37%
Favorable	What you might get back after costs	\$ 10 675	\$ 11 563
	<i>Average return each year</i>	6,75%	4,96%

What happens if Anaxis Asset Management is unable to pay out?

A default by the management company would have no effect on your investment. Custody and safekeeping of the assets are provided by the custodian. However, the investment in this product is not guaranteed, nor is it covered by a national compensation scheme.

What are the costs?

Costs over time. The tables show the amounts that are taken from your investment to cover different types of costs. These amounts depend on how much you invest and how long you hold the product. The amounts shown here are illustrations based on an example investment amount.

We have assumed:

- In the first year you would get back the amount that you invested (0 % annual return);
- For the other holding period we have assumed the product performs as shown in the moderate scenario;
- \$ 10 000 is invested.

	If you exit after 1 year	If you exit after 4 years
Total costs	\$ 209	\$ 469
<i>Annual cost impact*</i>	2,09%	1,09%

* This illustrates how costs reduce your return each year over the holding period. For example it shows that if you exit at the recommended holding period your average return per year is projected to be 2,87% before costs and 1,78% after costs.

The professional selling or advising you on the product may ask you to pay additional costs. If this is the case, the professional will tell you about these costs and show you how they affect your investment over time.

Composition of costs

One-off costs upon entry or exit		If you exit after one year
Entry costs	Up to 2% of the amount you pay in when entering this investment.	Up to \$ 200
Exit costs	Up to 1% of your investment before it is paid out to you.	Up to \$ 100
Ongoing costs taken each year		
Management fees and other administrative or operating costs	0,75% of the value of your investment per year. This is an estimate based on actual costs over the last year.	\$ 75
Transaction costs	0,34% of the value of your investment per year. This is an estimate of the costs incurred when we buy and sell the underlying investments for the product. The actual amount will vary depending on how much we buy and sell. The management company does not charge any transaction fees.	\$ 34
Incidental costs taken under specific conditions		
Performance fees	There is no performance fee for this product.	

How long should I hold it and can I take money out early?

Recommended holding period: 4 years. It is possible to request redemption at any time.

How can I complain?

For any complaint, an individual client should contact his banker or the life insurer who advised him of the product. All complaints from professional clients can be sent to Anaxis Asset Management, 9, rue Scribe, 75009 Paris, France. If the client is not satisfied with the response, he or she may contact the AMF mediation service at the following address: Médiateur de l'AMF, Autorité des Marchés Financiers, 17 place de la Bourse, 75082 Paris CEDEX 02, France. An electronic mediation request form is available on the AMF website (www.amf-france.org).

Other relevant information

Where and how to obtain information on the product: The prospectus, annual reports and latest periodical documents are sent free of charge within eight working days on written request to Anaxis Asset Management, 9 rue Scribe, 75009 Paris, France; e-mail: info@anaxis-am.fr. The net asset value and information on past performance of the product are available from Anaxis Asset Management at www.anaxis-am.com. As past performance is not constant over time, it is not a guide to future performance. The value of your savings may therefore fluctuate up or down. Performance is calculated with net dividends reinvested. The historical data provided cannot exceed 10 years.

Key Information Document

PURPOSE

This document provides you with key information about this investment product. It is not marketing material. The information is required by law to help you understand the nature, risks, costs, potential gains and losses of this product and to help you compare it with other products.

DEFENSIVE BOND OPP. 2026 K1

ISIN: FRO01400DS58

Manufacturer: ANAXIS ASSET MANAGEMENT

Website: www.anaxis-am.com

Call +33 (0)9 73 87 13 21 for more information

The French AMF is responsible for supervising Anaxis Asset Management in relation to this Key Information Document. Anaxis Short Duration is authorised in France.

Date: 2023-03-16

Alert: You are about to purchase a product that is not simple and may be difficult to understand.

What is this product?

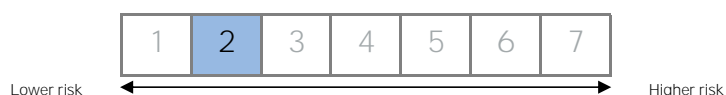
Type.	Fonds Commun de Placement (qualifying as a UCITS).
Financial objective.	The objective of the fund is to achieve, over the recommended investment period running until 31 December 2026, a performance net of fees that exceeds the return on Swiss federal government bonds maturing (maturity on 28/05/2026 - ISIN code CH0224396983), i.e. 0.80% as at 25/11/2022. The objective takes into account the current expenses, the estimated risk of default and the cost of currency hedging. It is based on market assumptions made by the management company. It does not constitute a promise of return and does not include all events of default.

Strategy. The objective shall be achieved through active and discretionary management using mainly corporate bonds domiciled in Europe or other developed countries. All economic sectors may be considered. Management is based primarily on in-depth fundamental analysis of issuers, as well as on the construction of a diversified allocation from individual securities selected for their own merits. The fund invests mainly in investment grade bonds, or those deemed of equivalent quality by the management committee. The analysis and selection of debt instruments is carried out independently of rating agencies. The composition of the portfolio will be adapted over time according to the remaining investment horizon. The securities are intended to be held until their maturity, but adjustments deemed appropriate may be made throughout the life of the fund as part of an active discretionary management. The fund invests mainly in securities denominated in major currencies (euro or dollar). Currency risk is systematically hedged through the use of derivatives. After hedging, the currency exposure is kept below 2%. In addition, the fund may use derivatives traded on regulated, organised or over-the-counter markets to hedge interest rate risk and, on an ancillary basis, securities with embedded derivatives. The fund may invest up to 100% in corporate bonds, of which a minimum of 70% must be Investment Grade and a maximum of 30% High Yield. The fund may also invest up to 40% of its assets in investment grade debt instruments issued by governments. The maximum exposure to emerging countries is 10%. In addition, the fund may invest up to 50% of its assets in term deposits. The portfolio's bond sensitivity may fluctuate within a range of 0 to 5. It will tend to decrease as the fund approaches maturity. At the latest on 31st December 2025 the fund will be managed as a money-market product with reference to average money-market rates. Subject to agreement by the AMF the fund shall then elect a new investment strategy, enter into liquidation or merge with another fund.

Subscriptions and redemptions.	The net asset value is daily. Subscription and redemption orders are received and centralised at the latest by 12am (Paris time) at BNP Paribas SA and executed on the basis of net asset value on the following day, consequently at an unknown price.		
Custodian.	BNP PARIBAS SA, Grands Moulins de Pantin, 9, rue du Débarcadère, 93500 Pantin, France.		
Currency.	The currency of this unit is the Swiss franc.	Distribution policy.	Returns are capitalised.
Intended retail investor.	This product is intended for non-professional and professional clients. It is designed for investors who wish to gain exposure to the corporate bond market. It carries risks of capital loss and may not be suitable for investors who plan to withdraw their contribution before the maturity of 31st December 2026.		
Term.	This product has no maturity date. It cannot be terminated unilaterally by its manufacturer.		

What are the risks and what could I get in return?

Summary Risk Indicator



The risk indicator assumes you keep the product for 4 years. The actual risk can vary significantly if you cash in at an early stage and you may get back less. The summary risk indicator is a guide to the level of risk of this product compared to other products. It shows how likely it is that the product will lose money because of movements in the markets or because we are not able to pay you. We have classified this product as 2 out of 7, which is a low risk class. The product does not provide any guarantee of return or capital against market fluctuations. You may lose all or part of the capital invested.

Material risks not taken into account by the risk indicator:

- Credit risk: risk of a deterioration in the signature quality of the issuer, or of its defaulting, which could lead to a fall in the price of the bond and thus in the net asset value of the fund.
- Derivatives risk: the use of derivatives may lead to specific losses, for example due to unfavourable hedging in certain market conditions. These losses may result in a decrease in net asset value.
- Liquidity risk: this refers to the difficulty or impossibility of selling certain debt securities held in the portfolio in a timely manner and at the portfolio valuation price, in particular due to the small size of the market or the lack of volume on the market where these securities are usually traded.
- Investors whose reference currency is not the same as the currency of this product are subject to currency risk.

Performance scenarios

This table shows how much you could earn over one year and the recommended minimum holding period under different scenarios, assuming you invest the indicated amount. The figures shown include all the costs of the product itself, but may not include all the costs that you pay to your advisor or distributor. The figures do not take into account your personal tax situation, which may also affect how much you get back. What you will get from this product depends on future market performance. Market developments in the future are uncertain and cannot be accurately predicted. The scenarios shown are illustrations based on results from the past and on certain assumptions. Markets could develop very differently in the future. The stress scenario shows what you might get back in extreme market circumstances.

Recommended holding period: 4 years Example investment: Fr. 10 000			
Scenarios	There is no minimum guaranteed return. You could lose some or all of your investment.	If you exit after 1 year	If you exit after 4 years
Stress	What you might get back after costs	Fr. 8 280	Fr. 8 362
	<i>Average return each year</i>	-17,20%	-5,79%
Unfavorable	What you might get back after costs	Fr. 8 439	Fr. 8 715
	<i>Average return each year</i>	-15,61%	-4,48%
Moderate	What you might get back after costs	Fr. 10 108	Fr. 10 729
	<i>Average return each year</i>	1,08%	2,37%
Favorable	What you might get back after costs	Fr. 10 675	Fr. 11 563
	<i>Average return each year</i>	6,75%	4,96%

What happens if Anaxis Asset Management is unable to pay out?

A default by the management company would have no effect on your investment. Custody and safekeeping of the assets are provided by the custodian. However, the investment in this product is not guaranteed, nor is it covered by a national compensation scheme.

What are the costs?

Costs over time. The tables show the amounts that are taken from your investment to cover different types of costs. These amounts depend on how much you invest and how long you hold the product. The amounts shown here are illustrations based on an example investment amount.

We have assumed:

- In the first year you would get back the amount that you invested (0 % annual return);
- For the other holding period we have assumed the product performs as shown in the moderate scenario;
- Fr. 10 000 is invested.

	If you exit after 1 year	If you exit after 4 years
Total costs	Fr. 209	Fr. 469
<i>Annual cost impact*</i>	2,09%	1,09%

* This illustrates how costs reduce your return each year over the holding period. For example it shows that if you exit at the recommended holding period your average return per year is projected to be 2,87% before costs and 1,78% after costs.

The professional selling or advising you on the product may ask you to pay additional costs. If this is the case, the professional will tell you about these costs and show you how they affect your investment over time.

Composition of costs

One-off costs upon entry or exit		If you exit after one year
Entry costs	Up to 2% of the amount you pay in when entering this investment.	Up to Fr. 200
Exit costs	Up to 1% of your investment before it is paid out to you.	Up to Fr. 100
Ongoing costs taken each year		
Management fees and other administrative or operating costs	0,75% of the value of your investment per year. This is an estimate based on actual costs over the last year.	Fr. 75
Transaction costs	0,34% of the value of your investment per year. This is an estimate of the costs incurred when we buy and sell the underlying investments for the product. The actual amount will vary depending on how much we buy and sell. The management company does not charge any transaction fees.	Fr. 34
Incidental costs taken under specific conditions		
Performance fees	There is no performance fee for this product.	

How long should I hold it and can I take money out early?

Recommended holding period: 4 years. It is possible to request redemption at any time.

How can I complain?

For any complaint, an individual client should contact his banker or the life insurer who advised him of the product. All complaints from professional clients can be sent to Anaxis Asset Management, 9, rue Scribe, 75009 Paris, France. If the client is not satisfied with the response, he or she may contact the AMF mediation service at the following address: Médiateur de l'AMF, Autorité des Marchés Financiers, 17 place de la Bourse, 75082 Paris CEDEX 02, France. An electronic mediation request form is available on the AMF website (www.amf-france.org).

Other relevant information

Where and how to obtain information on the product: The prospectus, annual reports and latest periodical documents are sent free of charge within eight working days on written request to Anaxis Asset Management, 9 rue Scribe, 75009 Paris, France; e-mail: info@anaxis-am.fr. The net asset value and information on past performance of the product are available from Anaxis Asset Management at www.anaxis-am.com. As past performance is not constant over time, it is not a guide to future performance. The value of your savings may therefore fluctuate up or down. Performance is calculated with net dividends reinvested. The historical data provided cannot exceed 10 years.

Key Information Document

PURPOSE

This document provides you with key information about this investment product. It is not marketing material. The information is required by law to help you understand the nature, risks, costs, potential gains and losses of this product and to help you compare it with other products.

DEFENSIVE BOND OPP. 2026 K2

ISIN: FRO01400DS41

Manufacturer: ANAXIS ASSET MANAGEMENT

Website: www.anaxis-am.com

Call +33 (0)9 73 87 13 21 for more information

The French AMF is responsible for supervising Anaxis Asset Management in relation to this Key Information Document. Anaxis Short Duration is authorised in France.

Date: 2023-03-16

Alert: You are about to purchase a product that is not simple and may be difficult to understand.

What is this product?

Type.	Fonds Commun de Placement (qualifying as a UCITS).
Financial objective.	The objective of the fund is to achieve, over the recommended investment period running until 31 December 2026, a performance net of fees that exceeds the return on Swiss federal government bonds maturing (maturity on 28/05/2026 - ISIN code CH0224396983), i.e. 0.80% as at 25/11/2022. The objective takes into account the current expenses, the estimated risk of default and the cost of currency hedging. It is based on market assumptions made by the management company. It does not constitute a promise of return and does not include all events of default.

Strategy. The objective shall be achieved through active and discretionary management using mainly corporate bonds domiciled in Europe or other developed countries. All economic sectors may be considered. Management is based primarily on in-depth fundamental analysis of issuers, as well as on the construction of a diversified allocation from individual securities selected for their own merits. The fund invests mainly in investment grade bonds, or those deemed of equivalent quality by the management committee. The analysis and selection of debt instruments is carried out independently of rating agencies. The composition of the portfolio will be adapted over time according to the remaining investment horizon. The securities are intended to be held until their maturity, but adjustments deemed appropriate may be made throughout the life of the fund as part of an active discretionary management. The fund invests mainly in securities denominated in major currencies (euro or dollar). Currency risk is systematically hedged through the use of derivatives. After hedging, the currency exposure is kept below 2%. In addition, the fund may use derivatives traded on regulated, organised or over-the-counter markets to hedge interest rate risk and, on an ancillary basis, securities with embedded derivatives. The fund may invest up to 100% in corporate bonds, of which a minimum of 70% must be Investment Grade and a maximum of 30% High Yield. The fund may also invest up to 40% of its assets in investment grade debt instruments issued by governments. The maximum exposure to emerging countries is 10%. In addition, the fund may invest up to 50% of its assets in term deposits. The portfolio's bond sensitivity may fluctuate within a range of 0 to 5. It will tend to decrease as the fund approaches maturity. At the latest on 31st December 2025 the fund will be managed as a money-market product with reference to average money-market rates. Subject to agreement by the AMF the fund shall then elect a new investment strategy, enter into liquidation or merge with another fund.

Subscriptions and redemptions.	The net asset value is daily. Subscription and redemption orders are received and centralised at the latest by 12am (Paris time) at BNP Paribas SA and executed on the basis of net asset value on the following day, consequently at an unknown price.		
Custodian.	BNP PARIBAS SA, Grands Moulins de Pantin, 9, rue du Débarcadère, 93500 Pantin, France.		
Currency.	The currency of this unit is the Swiss franc.	Distribution policy.	Returns are capitalised and/or distributed.
Intended retail investor.	This product is intended for non-professional and professional clients. It is designed for investors who wish to gain exposure to the corporate bond market. It carries risks of capital loss and may not be suitable for investors who plan to withdraw their contribution before the maturity of 31st December 2026.		
Term.	This product has no maturity date. It cannot be terminated unilaterally by its manufacturer.		

What are the risks and what could I get in return?

Summary Risk Indicator



The risk indicator assumes you keep the product for 4 years. The actual risk can vary significantly if you cash in at an early stage and you may get back less. The summary risk indicator is a guide to the level of risk of this product compared to other products. It shows how likely it is that the product will lose money because of movements in the markets or because we are not able to pay you. We have classified this product as 2 out of 7, which is a low risk class. The product does not provide any guarantee of return or capital against market fluctuations. You may lose all or part of the capital invested.

Material risks not taken into account by the risk indicator:

- Credit risk: risk of a deterioration in the signature quality of the issuer, or of its defaulting, which could lead to a fall in the price of the bond and thus in the net asset value of the fund.
- Derivatives risk: the use of derivatives may lead to specific losses, for example due to unfavourable hedging in certain market conditions. These losses may result in a decrease in net asset value.
- Liquidity risk: this refers to the difficulty or impossibility of selling certain debt securities held in the portfolio in a timely manner and at the portfolio valuation price, in particular due to the small size of the market or the lack of volume on the market where these securities are usually traded.
- Investors whose reference currency is not the same as the currency of this product are subject to currency risk.

Performance scenarios

This table shows how much you could earn over one year and the recommended minimum holding period under different scenarios, assuming you invest the indicated amount. The figures shown include all the costs of the product itself, but may not include all the costs that you pay to your advisor or distributor. The figures do not take into account your personal tax situation, which may also affect how much you get back. What you will get from this product depends on future market performance. Market developments in the future are uncertain and cannot be accurately predicted. The scenarios shown are illustrations based on results from the past and on certain assumptions. Markets could develop very differently in the future. The stress scenario shows what you might get back in extreme market circumstances.

Recommended holding period: 4 years Example investment: Fr. 10 000			
Scenarios	There is no minimum guaranteed return. You could lose some or all of your investment.	If you exit after 1 year	If you exit after 4 years
Stress	What you might get back after costs	Fr. 8 280	Fr. 8 362
	<i>Average return each year</i>	-17,20%	-5,79%
Unfavorable	What you might get back after costs	Fr. 8 439	Fr. 8 715
	<i>Average return each year</i>	-15,61%	-4,48%
Moderate	What you might get back after costs	Fr. 10 108	Fr. 10 729
	<i>Average return each year</i>	1,08%	2,37%
Favorable	What you might get back after costs	Fr. 10 675	Fr. 11 563
	<i>Average return each year</i>	6,75%	4,96%

What happens if Anaxis Asset Management is unable to pay out?

A default by the management company would have no effect on your investment. Custody and safekeeping of the assets are provided by the custodian. However, the investment in this product is not guaranteed, nor is it covered by a national compensation scheme.

What are the costs?

Costs over time. The tables show the amounts that are taken from your investment to cover different types of costs. These amounts depend on how much you invest and how long you hold the product. The amounts shown here are illustrations based on an example investment amount.

We have assumed:

- In the first year you would get back the amount that you invested (0 % annual return);
- For the other holding period we have assumed the product performs as shown in the moderate scenario;
- Fr. 10 000 is invested.

	If you exit after 1 year	If you exit after 4 years
Total costs	Fr. 209	Fr. 469
<i>Annual cost impact*</i>	2,09%	1,09%

* This illustrates how costs reduce your return each year over the holding period. For example it shows that if you exit at the recommended holding period your average return per year is projected to be 2,87% before costs and 1,78% after costs.

The professional selling or advising you on the product may ask you to pay additional costs. If this is the case, the professional will tell you about these costs and show you how they affect your investment over time.

Composition of costs

One-off costs upon entry or exit		If you exit after one year
Entry costs	Up to 2% of the amount you pay in when entering this investment.	Up to Fr. 200
Exit costs	Up to 1% of your investment before it is paid out to you.	Up to Fr. 100
Ongoing costs taken each year		
Management fees and other administrative or operating costs	0,75% of the value of your investment per year. This is an estimate based on actual costs over the last year.	Fr. 75
Transaction costs	0,34% of the value of your investment per year. This is an estimate of the costs incurred when we buy and sell the underlying investments for the product. The actual amount will vary depending on how much we buy and sell. The management company does not charge any transaction fees.	Fr. 34
Incidental costs taken under specific conditions		
Performance fees	There is no performance fee for this product.	

How long should I hold it and can I take money out early?

Recommended holding period: 4 years. It is possible to request redemption at any time.

How can I complain?

For any complaint, an individual client should contact his banker or the life insurer who advised him of the product. All complaints from professional clients can be sent to Anaxis Asset Management, 9, rue Scribe, 75009 Paris, France. If the client is not satisfied with the response, he or she may contact the AMF mediation service at the following address: Médiateur de l'AMF, Autorité des Marchés Financiers, 17 place de la Bourse, 75082 Paris CEDEX 02, France. An electronic mediation request form is available on the AMF website (www.amf-france.org).

Other relevant information

Where and how to obtain information on the product: The prospectus, annual reports and latest periodical documents are sent free of charge within eight working days on written request to Anaxis Asset Management, 9 rue Scribe, 75009 Paris, France; e-mail: info@anaxis-am.fr. The net asset value and information on past performance of the product are available from Anaxis Asset Management at www.anaxis-am.com. As past performance is not constant over time, it is not a guide to future performance. The value of your savings may therefore fluctuate up or down. Performance is calculated with net dividends reinvested. The historical data provided cannot exceed 10 years.

Key Information Document

PURPOSE

This document provides you with key information about this investment product. It is not marketing material. The information is required by law to help you understand the nature, risks, costs, potential gains and losses of this product and to help you compare it with other products.

DEFENSIVE BOND OPP. 2026 S1

ISIN: FRO01400DSB3

Manufacturer: ANAXIS ASSET MANAGEMENT

Website: www.anaxis-am.com

Call +33 (0)9 73 87 13 21 for more information

The French AMF is responsible for supervising Anaxis Asset Management in relation to this Key Information Document. Anaxis Short Duration is authorised in France.

Date: 2023-03-16

Alert: You are about to purchase a product that is not simple and may be difficult to understand.

What is this product?

Type.	Fonds Commun de Placement (qualifying as a UCITS).
Financial objective.	The objective of the fund is to achieve, over the recommended investment period running until 31 December 2026, a performance net of fees that exceeds the return on Swiss federal government bonds maturing (maturity on 28/05/2026 - ISIN code CH0224396983), i.e. 0.80% as at 25/11/2022. The objective takes into account the current expenses, the estimated risk of default and the cost of currency hedging. It is based on market assumptions made by the management company. It does not constitute a promise of return and does not include all events of default.

Strategy. The objective shall be achieved through active and discretionary management using mainly corporate bonds domiciled in Europe or other developed countries. All economic sectors may be considered. Management is based primarily on in-depth fundamental analysis of issuers, as well as on the construction of a diversified allocation from individual securities selected for their own merits. The fund invests mainly in investment grade bonds, or those deemed of equivalent quality by the management committee. The analysis and selection of debt instruments is carried out independently of rating agencies. The composition of the portfolio will be adapted over time according to the remaining investment horizon. The securities are intended to be held until their maturity, but adjustments deemed appropriate may be made throughout the life of the fund as part of an active discretionary management. The fund invests mainly in securities denominated in major currencies (euro or dollar). Currency risk is systematically hedged through the use of derivatives. After hedging, the currency exposure is kept below 2%. In addition, the fund may use derivatives traded on regulated, organised or over-the-counter markets to hedge interest rate risk and, on an ancillary basis, securities with embedded derivatives. The fund may invest up to 100% in corporate bonds, of which a minimum of 70% must be Investment Grade and a maximum of 30% High Yield. The fund may also invest up to 40% of its assets in investment grade debt instruments issued by governments. The maximum exposure to emerging countries is 10%. In addition, the fund may invest up to 50% of its assets in term deposits. The portfolio's bond sensitivity may fluctuate within a range of 0 to 5. It will tend to decrease as the fund approaches maturity. At the latest on 31st December 2025 the fund will be managed as a money-market product with reference to average money-market rates. Subject to agreement by the AMF the fund shall then elect a new investment strategy, enter into liquidation or merge with another fund.

Subscriptions and redemptions.	The net asset value is daily. Subscription and redemption orders are received and centralised at the latest by 12am (Paris time) at BNP Paribas SA and executed on the basis of net asset value on the following day, consequently at an unknown price.		
Custodian.	BNP PARIBAS SA, Grands Moulins de Pantin, 9, rue du Débarcadère, 93500 Pantin, France.		
Currency.	The currency of this unit is the Swiss franc.	Distribution policy.	Returns are capitalised.
Intended retail investor.	This product is intended for non-professional and professional clients. It is designed for investors who wish to gain exposure to the corporate bond market. It carries risks of capital loss and may not be suitable for investors who plan to withdraw their contribution before the maturity of 31st December 2026.		
Term.	This product has no maturity date. It cannot be terminated unilaterally by its manufacturer.		

What are the risks and what could I get in return?

Summary Risk Indicator



The risk indicator assumes you keep the product for 4 years. The actual risk can vary significantly if you cash in at an early stage and you may get back less. The summary risk indicator is a guide to the level of risk of this product compared to other products. It shows how likely it is that the product will lose money because of movements in the markets or because we are not able to pay you. We have classified this product as 2 out of 7, which is a low risk class. The product does not provide any guarantee of return or capital against market fluctuations. You may lose all or part of the capital invested.

Material risks not taken into account by the risk indicator:

- Credit risk: risk of a deterioration in the signature quality of the issuer, or of its defaulting, which could lead to a fall in the price of the bond and thus in the net asset value of the fund.
- Derivatives risk: the use of derivatives may lead to specific losses, for example due to unfavourable hedging in certain market conditions. These losses may result in a decrease in net asset value.
- Liquidity risk: this refers to the difficulty or impossibility of selling certain debt securities held in the portfolio in a timely manner and at the portfolio valuation price, in particular due to the small size of the market or the lack of volume on the market where these securities are usually traded.
- Investors whose reference currency is not the same as the currency of this product are subject to currency risk.

Performance scenarios

This table shows how much you could earn over one year and the recommended minimum holding period under different scenarios, assuming you invest the indicated amount. The figures shown include all the costs of the product itself, but may not include all the costs that you pay to your advisor or distributor. The figures do not take into account your personal tax situation, which may also affect how much you get back. What you will get from this product depends on future market performance. Market developments in the future are uncertain and cannot be accurately predicted. The scenarios shown are illustrations based on results from the past and on certain assumptions. Markets could develop very differently in the future. The stress scenario shows what you might get back in extreme market circumstances.

Recommended holding period: 4 years Example investment: Fr. 10 000			
Scenarios	There is no minimum guaranteed return. You could lose some or all of your investment.	If you exit after 1 year	If you exit after 4 years
Stress	What you might get back after costs	Fr. 8 280	Fr. 8 362
	<i>Average return each year</i>	-17,20%	-5,79%
Unfavorable	What you might get back after costs	Fr. 8 439	Fr. 8 710
	<i>Average return each year</i>	-15,61%	-4,50%
Moderate	What you might get back after costs	Fr. 10 104	Fr. 10 729
	<i>Average return each year</i>	1,04%	2,37%
Favorable	What you might get back after costs	Fr. 10 675	Fr. 11 563
	<i>Average return each year</i>	6,75%	4,96%

What happens if Anaxis Asset Management is unable to pay out?

A default by the management company would have no effect on your investment. Custody and safekeeping of the assets are provided by the custodian. However, the investment in this product is not guaranteed, nor is it covered by a national compensation scheme.

What are the costs?

Costs over time. The tables show the amounts that are taken from your investment to cover different types of costs. These amounts depend on how much you invest and how long you hold the product. The amounts shown here are illustrations based on an example investment amount.

We have assumed:

- In the first year you would get back the amount that you invested (0 % annual return);
- For the other holding period we have assumed the product performs as shown in the moderate scenario;
- Fr. 10 000 is invested.

	If you exit after 1 year	If you exit after 4 years
Total costs	Fr. 244	Fr. 622
<i>Annual cost impact*</i>	2,44%	1,44%

* This illustrates how costs reduce your return each year over the holding period. For example it shows that if you exit at the recommended holding period your average return per year is projected to be 3,22% before costs and 1,78% after costs.

The professional selling or advising you on the product may ask you to pay additional costs. If this is the case, the professional will tell you about these costs and show you how they affect your investment over time.

Composition of costs

One-off costs upon entry or exit		If you exit after one year
Entry costs	Up to 2% of the amount you pay in when entering this investment.	Up to Fr. 200
Exit costs	Up to 1% of your investment before it is paid out to you.	Up to Fr. 100
Ongoing costs taken each year		
Management fees and other administrative or operating costs	1,1% of the value of your investment per year. This is an estimate based on actual costs over the last year.	Fr. 110
Transaction costs	0,34% of the value of your investment per year. This is an estimate of the costs incurred when we buy and sell the underlying investments for the product. The actual amount will vary depending on how much we buy and sell. The management company does not charge any transaction fees.	Fr. 34
Incidental costs taken under specific conditions		
Performance fees	There is no performance fee for this product.	

How long should I hold it and can I take money out early?

Recommended holding period: 4 years. It is possible to request redemption at any time.

How can I complain?

For any complaint, an individual client should contact his banker or the life insurer who advised him of the product. All complaints from professional clients can be sent to Anaxis Asset Management, 9, rue Scribe, 75009 Paris, France. If the client is not satisfied with the response, he or she may contact the AMF mediation service at the following address: Médiateur de l'AMF, Autorité des Marchés Financiers, 17 place de la Bourse, 75082 Paris CEDEX 02, France. An electronic mediation request form is available on the AMF website (www.amf-france.org).

Other relevant information

Where and how to obtain information on the product: The prospectus, annual reports and latest periodical documents are sent free of charge within eight working days on written request to Anaxis Asset Management, 9 rue Scribe, 75009 Paris, France; e-mail: info@anaxis-am.fr. The net asset value and information on past performance of the product are available from Anaxis Asset Management at www.anaxis-am.com. As past performance is not constant over time, it is not a guide to future performance. The value of your savings may therefore fluctuate up or down. Performance is calculated with net dividends reinvested. The historical data provided cannot exceed 10 years.

Key Information Document

PURPOSE

This document provides you with key information about this investment product. It is not marketing material. The information is required by law to help you understand the nature, risks, costs, potential gains and losses of this product and to help you compare it with other products.

DEFENSIVE BOND OPP. 2026 S2

ISIN: FRO01400DSA5

Manufacturer: ANAXIS ASSET MANAGEMENT

Website: www.anaxis-am.com

Call +33 (0)9 73 87 13 21 for more information

The French AMF is responsible for supervising Anaxis Asset Management in relation to this Key Information Document. Anaxis Short Duration is authorised in France.

Date: 2023-03-16

Alert: You are about to purchase a product that is not simple and may be difficult to understand.

What is this product?

Type.	Fonds Commun de Placement (qualifying as a UCITS).
Financial objective.	The objective of the fund is to achieve, over the recommended investment period running until 31 December 2026, a performance net of fees that exceeds the return on Swiss federal government bonds maturing (maturity on 28/05/2026 - ISIN code CH0224396983), i.e. 0.80% as at 25/11/2022. The objective takes into account the current expenses, the estimated risk of default and the cost of currency hedging. It is based on market assumptions made by the management company. It does not constitute a promise of return and does not include all events of default.

Strategy. The objective shall be achieved through active and discretionary management using mainly corporate bonds domiciled in Europe or other developed countries. All economic sectors may be considered. Management is based primarily on in-depth fundamental analysis of issuers, as well as on the construction of a diversified allocation from individual securities selected for their own merits. The fund invests mainly in investment grade bonds, or those deemed of equivalent quality by the management committee. The analysis and selection of debt instruments is carried out independently of rating agencies. The composition of the portfolio will be adapted over time according to the remaining investment horizon. The securities are intended to be held until their maturity, but adjustments deemed appropriate may be made throughout the life of the fund as part of an active discretionary management. The fund invests mainly in securities denominated in major currencies (euro or dollar). Currency risk is systematically hedged through the use of derivatives. After hedging, the currency exposure is kept below 2%. In addition, the fund may use derivatives traded on regulated, organised or over-the-counter markets to hedge interest rate risk and, on an ancillary basis, securities with embedded derivatives. The fund may invest up to 100% in corporate bonds, of which a minimum of 70% must be Investment Grade and a maximum of 30% High Yield. The fund may also invest up to 40% of its assets in investment grade debt instruments issued by governments. The maximum exposure to emerging countries is 10%. In addition, the fund may invest up to 50% of its assets in term deposits. The portfolio's bond sensitivity may fluctuate within a range of 0 to 5. It will tend to decrease as the fund approaches maturity. At the latest on 31st December 2025 the fund will be managed as a money-market product with reference to average money-market rates. Subject to agreement by the AMF the fund shall then elect a new investment strategy, enter into liquidation or merge with another fund.

Subscriptions and redemptions.	The net asset value is daily. Subscription and redemption orders are received and centralised at the latest by 12am (Paris time) at BNP Paribas SA and executed on the basis of net asset value on the following day, consequently at an unknown price.		
Custodian.	BNP PARIBAS SA, Grands Moulins de Pantin, 9, rue du Débarcadère, 93500 Pantin, France.		
Currency.	The currency of this unit is the Swiss franc.	Distribution policy.	Returns are capitalised and/or distributed.
Intended retail investor.	This product is intended for non-professional and professional clients. It is designed for investors who wish to gain exposure to the corporate bond market. It carries risks of capital loss and may not be suitable for investors who plan to withdraw their contribution before the maturity of 31st December 2026.		
Term.	This product has no maturity date. It cannot be terminated unilaterally by its manufacturer.		

What are the risks and what could I get in return?

Summary Risk Indicator



The risk indicator assumes you keep the product for 4 years. The actual risk can vary significantly if you cash in at an early stage and you may get back less. The summary risk indicator is a guide to the level of risk of this product compared to other products. It shows how likely it is that the product will lose money because of movements in the markets or because we are not able to pay you. We have classified this product as 2 out of 7, which is a low risk class. The product does not provide any guarantee of return or capital against market fluctuations. You may lose all or part of the capital invested.

Material risks not taken into account by the risk indicator:

- Credit risk: risk of a deterioration in the signature quality of the issuer, or of its defaulting, which could lead to a fall in the price of the bond and thus in the net asset value of the fund.
- Derivatives risk: the use of derivatives may lead to specific losses, for example due to unfavourable hedging in certain market conditions. These losses may result in a decrease in net asset value.
- Liquidity risk: this refers to the difficulty or impossibility of selling certain debt securities held in the portfolio in a timely manner and at the portfolio valuation price, in particular due to the small size of the market or the lack of volume on the market where these securities are usually traded.
- Investors whose reference currency is not the same as the currency of this product are subject to currency risk.

Performance scenarios

This table shows how much you could earn over one year and the recommended minimum holding period under different scenarios, assuming you invest the indicated amount. The figures shown include all the costs of the product itself, but may not include all the costs that you pay to your advisor or distributor. The figures do not take into account your personal tax situation, which may also affect how much you get back. What you will get from this product depends on future market performance. Market developments in the future are uncertain and cannot be accurately predicted. The scenarios shown are illustrations based on results from the past and on certain assumptions. Markets could develop very differently in the future. The stress scenario shows what you might get back in extreme market circumstances.

Recommended holding period: 4 years Example investment: Fr. 10 000			
Scenarios	There is no minimum guaranteed return. You could lose some or all of your investment.	If you exit after 1 year	If you exit after 4 years
Stress	What you might get back after costs	Fr. 8 280	Fr. 8 362
	<i>Average return each year</i>	-17,20%	-5,79%
Unfavorable	What you might get back after costs	Fr. 8 439	Fr. 8 715
	<i>Average return each year</i>	-15,61%	-4,48%
Moderate	What you might get back after costs	Fr. 10 108	Fr. 10 729
	<i>Average return each year</i>	1,08%	2,37%
Favorable	What you might get back after costs	Fr. 10 675	Fr. 11 563
	<i>Average return each year</i>	6,75%	4,96%

What happens if Anaxis Asset Management is unable to pay out?

A default by the management company would have no effect on your investment. Custody and safekeeping of the assets are provided by the custodian. However, the investment in this product is not guaranteed, nor is it covered by a national compensation scheme.

What are the costs?

Costs over time. The tables show the amounts that are taken from your investment to cover different types of costs. These amounts depend on how much you invest and how long you hold the product. The amounts shown here are illustrations based on an example investment amount.

We have assumed:

- In the first year you would get back the amount that you invested (0 % annual return);
- For the other holding period we have assumed the product performs as shown in the moderate scenario;
- Fr. 10 000 is invested.

	If you exit after 1 year	If you exit after 4 years
Total costs	Fr. 244	Fr. 622
<i>Annual cost impact*</i>	2,44%	1,44%

* This illustrates how costs reduce your return each year over the holding period. For example it shows that if you exit at the recommended holding period your average return per year is projected to be 3,22% before costs and 1,78% after costs.

The professional selling or advising you on the product may ask you to pay additional costs. If this is the case, the professional will tell you about these costs and show you how they affect your investment over time.

Composition of costs

One-off costs upon entry or exit		If you exit after one year
Entry costs	Up to 2% of the amount you pay in when entering this investment.	Up to Fr. 200
Exit costs	Up to 1% of your investment before it is paid out to you.	Up to Fr. 100
Ongoing costs taken each year		
Management fees and other administrative or operating costs	1,1% of the value of your investment per year. This is an estimate based on actual costs over the last year.	Fr. 110
Transaction costs	0,34% of the value of your investment per year. This is an estimate of the costs incurred when we buy and sell the underlying investments for the product. The actual amount will vary depending on how much we buy and sell. The management company does not charge any transaction fees.	Fr. 34
Incidental costs taken under specific conditions		
Performance fees	There is no performance fee for this product.	

How long should I hold it and can I take money out early?

Recommended holding period: 4 years. It is possible to request redemption at any time.

How can I complain?

For any complaint, an individual client should contact his banker or the life insurer who advised him of the product. All complaints from professional clients can be sent to Anaxis Asset Management, 9, rue Scribe, 75009 Paris, France. If the client is not satisfied with the response, he or she may contact the AMF mediation service at the following address: Médiateur de l'AMF, Autorité des Marchés Financiers, 17 place de la Bourse, 75082 Paris CEDEX 02, France. An electronic mediation request form is available on the AMF website (www.amf-france.org).

Other relevant information

Where and how to obtain information on the product: The prospectus, annual reports and latest periodical documents are sent free of charge within eight working days on written request to Anaxis Asset Management, 9 rue Scribe, 75009 Paris, France; e-mail: info@anaxis-am.fr. The net asset value and information on past performance of the product are available from Anaxis Asset Management at www.anaxis-am.com. As past performance is not constant over time, it is not a guide to future performance. The value of your savings may therefore fluctuate up or down. Performance is calculated with net dividends reinvested. The historical data provided cannot exceed 10 years.

Key Information Document

PURPOSE

This document provides you with key information about this investment product. It is not marketing material. The information is required by law to help you understand the nature, risks, costs, potential gains and losses of this product and to help you compare it with other products.

DEFENSIVE BOND OPP. 2026 U1

ISIN: FRO01400DSD9

Manufacturer: ANAXIS ASSET MANAGEMENT

Website: www.anaxis-am.com

Call +33 (0)9 73 87 13 21 for more information

The French AMF is responsible for supervising Anaxis Asset Management in relation to this Key Information Document. Anaxis Short Duration is authorised in France.

Date: 2023-03-16

Alert: You are about to purchase a product that is not simple and may be difficult to understand.

What is this product?

Type.	Fonds Commun de Placement (qualifying as a UCITS).
Financial objective.	The objective of the fund is to achieve, over the recommended investment period running until 31 December 2026, a performance net of fees that exceeds the return on US federal bonds (maturity 31/12/2026 - ISIN code US91282CDP32), i.e. 4% as at 25/11/2022. The objective takes into account the current expenses, the estimated risk of default and the cost of currency hedging. It is based on market assumptions made by the management company. It does not constitute a promise of return and does not include all events of default.

Strategy. The objective shall be achieved through active and discretionary management using mainly corporate bonds domiciled in Europe or other developed countries. All economic sectors may be considered. Management is based primarily on in-depth fundamental analysis of issuers, as well as on the construction of a diversified allocation from individual securities selected for their own merits. The fund invests mainly in investment grade bonds, or those deemed of equivalent quality by the management committee. The analysis and selection of debt instruments is carried out independently of rating agencies. The composition of the portfolio will be adapted over time according to the remaining investment horizon. The securities are intended to be held until their maturity, but adjustments deemed appropriate may be made throughout the life of the fund as part of an active discretionary management. The fund invests mainly in securities denominated in major currencies (euro or dollar). Currency risk is systematically hedged through the use of derivatives. After hedging, the currency exposure is kept below 2%. In addition, the fund may use derivatives traded on regulated, organised or over-the-counter markets to hedge interest rate risk and, on an ancillary basis, securities with embedded derivatives. The fund may invest up to 100% in corporate bonds, of which a minimum of 70% must be Investment Grade and a maximum of 30% High Yield. The fund may also invest up to 40% of its assets in investment grade debt instruments issued by governments. The maximum exposure to emerging countries is 10%. In addition, the fund may invest up to 50% of its assets in term deposits. The portfolio's bond sensitivity may fluctuate within a range of 0 to 5. It will tend to decrease as the fund approaches maturity. At the latest on 31st December 2025 the fund will be managed as a money-market product with reference to average money-market rates. Subject to agreement by the AMF the fund shall then elect a new investment strategy, enter into liquidation or merge with another fund.

Subscriptions and redemptions.	The net asset value is daily. Subscription and redemption orders are received and centralised at the latest by 12am (Paris time) at BNP Paribas SA and executed on the basis of net asset value on the following day, consequently at an unknown price.		
Custodian.	BNP PARIBAS SA, Grands Moulins de Pantin, 9, rue du Débarcadère, 93500 Pantin, France.		
Currency.	The currency of this unit is the US dollar.	Distribution policy.	Returns are capitalised.
Intended retail investor.	This product is intended for non-professional and professional clients. It is designed for investors who wish to gain exposure to the corporate bond market. It carries risks of capital loss and may not be suitable for investors who plan to withdraw their contribution before the maturity of 31st December 2026.		
Term.	This product has no maturity date. It cannot be terminated unilaterally by its manufacturer.		

What are the risks and what could I get in return?

Summary Risk Indicator



The risk indicator assumes you keep the product for 4 years. The actual risk can vary significantly if you cash in at an early stage and you may get back less. The summary risk indicator is a guide to the level of risk of this product compared to other products. It shows how likely it is that the product will lose money because of movements in the markets or because we are not able to pay you. We have classified this product as 2 out of 7, which is a low risk class. The product does not provide any guarantee of return or capital against market fluctuations. You may lose all or part of the capital invested.

Material risks not taken into account by the risk indicator:

- Credit risk: risk of a deterioration in the signature quality of the issuer, or of its defaulting, which could lead to a fall in the price of the bond and thus in the net asset value of the fund.
- Derivatives risk: the use of derivatives may lead to specific losses, for example due to unfavourable hedging in certain market conditions. These losses may result in a decrease in net asset value.
- Liquidity risk: this refers to the difficulty or impossibility of selling certain debt securities held in the portfolio in a timely manner and at the portfolio valuation price, in particular due to the small size of the market or the lack of volume on the market where these securities are usually traded.
- Investors whose reference currency is not the same as the currency of this product are subject to currency risk.

Performance scenarios

This table shows how much you could earn over one year and the recommended minimum holding period under different scenarios, assuming you invest the indicated amount. The figures shown include all the costs of the product itself, but may not include all the costs that you pay to your advisor or distributor. The figures do not take into account your personal tax situation, which may also affect how much you get back. What you will get from this product depends on future market performance. Market developments in the future are uncertain and cannot be accurately predicted. The scenarios shown are illustrations based on results from the past and on certain assumptions. Markets could develop very differently in the future. The stress scenario shows what you might get back in extreme market circumstances.

Recommended holding period: 4 years Example investment: \$ 10 000			
Scenarios	There is no minimum guaranteed return. You could lose some or all of your investment.	If you exit after 1 year	If you exit after 4 years
Stress	What you might get back after costs	\$ 8 280	\$ 8 362
	<i>Average return each year</i>	-17,20%	-5,79%
Unfavorable	What you might get back after costs	\$ 8 439	\$ 8 742
	<i>Average return each year</i>	-15,61%	-4,38%
Moderate	What you might get back after costs	\$ 10 104	\$ 10 729
	<i>Average return each year</i>	1,04%	2,37%
Favorable	What you might get back after costs	\$ 10 675	\$ 11 563
	<i>Average return each year</i>	6,75%	4,96%

What happens if Anaxis Asset Management is unable to pay out?

A default by the management company would have no effect on your investment. Custody and safekeeping of the assets are provided by the custodian. However, the investment in this product is not guaranteed, nor is it covered by a national compensation scheme.

What are the costs?

Costs over time. The tables show the amounts that are taken from your investment to cover different types of costs. These amounts depend on how much you invest and how long you hold the product. The amounts shown here are illustrations based on an example investment amount.

We have assumed:

- In the first year you would get back the amount that you invested (0 % annual return);
- For the other holding period we have assumed the product performs as shown in the moderate scenario;
- \$ 10 000 is invested.

	If you exit after 1 year	If you exit after 4 years
Total costs	\$ 244	\$ 622
<i>Annual cost impact*</i>	2,44%	1,44%

* This illustrates how costs reduce your return each year over the holding period. For example it shows that if you exit at the recommended holding period your average return per year is projected to be 3,22% before costs and 1,78% after costs.

The professional selling or advising you on the product may ask you to pay additional costs. If this is the case, the professional will tell you about these costs and show you how they affect your investment over time.

Composition of costs

One-off costs upon entry or exit		If you exit after one year
Entry costs	Up to 2% of the amount you pay in when entering this investment.	Up to \$ 200
Exit costs	Up to 1% of your investment before it is paid out to you.	Up to \$ 100
Ongoing costs taken each year		
Management fees and other administrative or operating costs	1,1% of the value of your investment per year. This is an estimate based on actual costs over the last year.	\$ 110
Transaction costs	0,34% of the value of your investment per year. This is an estimate of the costs incurred when we buy and sell the underlying investments for the product. The actual amount will vary depending on how much we buy and sell. The management company does not charge any transaction fees.	\$ 34
Incidental costs taken under specific conditions		
Performance fees	There is no performance fee for this product.	

How long should I hold it and can I take money out early?

Recommended holding period: 4 years. It is possible to request redemption at any time.

How can I complain?

For any complaint, an individual client should contact his banker or the life insurer who advised him of the product. All complaints from professional clients can be sent to Anaxis Asset Management, 9, rue Scribe, 75009 Paris, France. If the client is not satisfied with the response, he or she may contact the AMF mediation service at the following address: Médiateur de l'AMF, Autorité des Marchés Financiers, 17 place de la Bourse, 75082 Paris CEDEX 02, France. An electronic mediation request form is available on the AMF website (www.amf-france.org).

Other relevant information

Where and how to obtain information on the product: The prospectus, annual reports and latest periodical documents are sent free of charge within eight working days on written request to Anaxis Asset Management, 9 rue Scribe, 75009 Paris, France; e-mail: info@anaxis-am.fr. The net asset value and information on past performance of the product are available from Anaxis Asset Management at www.anaxis-am.com. As past performance is not constant over time, it is not a guide to future performance. The value of your savings may therefore fluctuate up or down. Performance is calculated with net dividends reinvested. The historical data provided cannot exceed 10 years.

Key Information Document

PURPOSE

This document provides you with key information about this investment product. It is not marketing material. The information is required by law to help you understand the nature, risks, costs, potential gains and losses of this product and to help you compare it with other products.

DEFENSIVE BOND OPP. 2026 U2

ISIN: FRO01400DSC1

Manufacturer: ANAXIS ASSET MANAGEMENT

Website: www.anaxis-am.com

Call +33 (0)9 73 87 13 21 for more information

The French AMF is responsible for supervising Anaxis Asset Management in relation to this Key Information Document. Anaxis Short Duration is authorised in France.

Date: 2023-03-16

Alert: You are about to purchase a product that is not simple and may be difficult to understand.

What is this product?

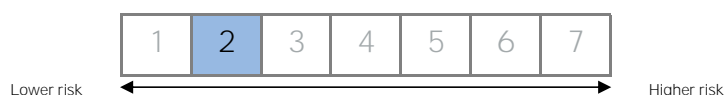
Type.	Fonds Commun de Placement (qualifying as a UCITS).
Financial objective.	The objective of the fund is to achieve, over the recommended investment period running until 31 December 2026, a performance net of fees that exceeds the return on US federal bonds (maturity 31/12/2026 - ISIN code US91282CDP32), i.e. 4% as at 25/11/2022. The objective takes into account the current expenses, the estimated risk of default and the cost of currency hedging. It is based on market assumptions made by the management company. It does not constitute a promise of return and does not include all events of default.

Strategy. The objective shall be achieved through active and discretionary management using mainly corporate bonds domiciled in Europe or other developed countries. All economic sectors may be considered. Management is based primarily on in-depth fundamental analysis of issuers, as well as on the construction of a diversified allocation from individual securities selected for their own merits. The fund invests mainly in investment grade bonds, or those deemed of equivalent quality by the management committee. The analysis and selection of debt instruments is carried out independently of rating agencies. The composition of the portfolio will be adapted over time according to the remaining investment horizon. The securities are intended to be held until their maturity, but adjustments deemed appropriate may be made throughout the life of the fund as part of an active discretionary management. The fund invests mainly in securities denominated in major currencies (euro or dollar). Currency risk is systematically hedged through the use of derivatives. After hedging, the currency exposure is kept below 2%. In addition, the fund may use derivatives traded on regulated, organised or over-the-counter markets to hedge interest rate risk and, on an ancillary basis, securities with embedded derivatives. The fund may invest up to 100% in corporate bonds, of which a minimum of 70% must be Investment Grade and a maximum of 30% High Yield. The fund may also invest up to 40% of its assets in investment grade debt instruments issued by governments. The maximum exposure to emerging countries is 10%. In addition, the fund may invest up to 50% of its assets in term deposits. The portfolio's bond sensitivity may fluctuate within a range of 0 to 5. It will tend to decrease as the fund approaches maturity. At the latest on 31st December 2025 the fund will be managed as a money-market product with reference to average money-market rates. Subject to agreement by the AMF the fund shall then elect a new investment strategy, enter into liquidation or merge with another fund.

Subscriptions and redemptions.	The net asset value is daily. Subscription and redemption orders are received and centralised at the latest by 12am (Paris time) at BNP Paribas SA and executed on the basis of net asset value on the following day, consequently at an unknown price.		
Custodian.	BNP PARIBAS SA, Grands Moulins de Pantin, 9, rue du Débarcadère, 93500 Pantin, France.		
Currency.	The currency of this unit is the US dollar.	Distribution policy.	Returns are capitalised and/or distributed.
Intended retail investor.	This product is intended for non-professional and professional clients. It is designed for investors who wish to gain exposure to the corporate bond market. It carries risks of capital loss and may not be suitable for investors who plan to withdraw their contribution before the maturity of 31st December 2026.		
Term.	This product has no maturity date. It cannot be terminated unilaterally by its manufacturer.		

What are the risks and what could I get in return?

Summary Risk Indicator



The risk indicator assumes you keep the product for 4 years. The actual risk can vary significantly if you cash in at an early stage and you may get back less. The summary risk indicator is a guide to the level of risk of this product compared to other products. It shows how likely it is that the product will lose money because of movements in the markets or because we are not able to pay you. We have classified this product as 2 out of 7, which is a low risk class. The product does not provide any guarantee of return or capital against market fluctuations. You may lose all or part of the capital invested.

Material risks not taken into account by the risk indicator:

- Credit risk: risk of a deterioration in the signature quality of the issuer, or of its defaulting, which could lead to a fall in the price of the bond and thus in the net asset value of the fund.
- Derivatives risk: the use of derivatives may lead to specific losses, for example due to unfavourable hedging in certain market conditions. These losses may result in a decrease in net asset value.
- Liquidity risk: this refers to the difficulty or impossibility of selling certain debt securities held in the portfolio in a timely manner and at the portfolio valuation price, in particular due to the small size of the market or the lack of volume on the market where these securities are usually traded.
- Investors whose reference currency is not the same as the currency of this product are subject to currency risk.

Performance scenarios

This table shows how much you could earn over one year and the recommended minimum holding period under different scenarios, assuming you invest the indicated amount. The figures shown include all the costs of the product itself, but may not include all the costs that you pay to your advisor or distributor. The figures do not take into account your personal tax situation, which may also affect how much you get back. What you will get from this product depends on future market performance. Market developments in the future are uncertain and cannot be accurately predicted. The scenarios shown are illustrations based on results from the past and on certain assumptions. Markets could develop very differently in the future. The stress scenario shows what you might get back in extreme market circumstances.

Recommended holding period: 4 years Example investment: \$ 10 000			
Scenarios	There is no minimum guaranteed return. You could lose some or all of your investment.	If you exit after 1 year	If you exit after 4 years
Stress	What you might get back after costs	\$ 8 280	\$ 8 362
	<i>Average return each year</i>	-17,20%	-5,79%
Unfavorable	What you might get back after costs	\$ 8 439	\$ 8 715
	<i>Average return each year</i>	-15,61%	-4,48%
Moderate	What you might get back after costs	\$ 10 108	\$ 10 729
	<i>Average return each year</i>	1,08%	2,37%
Favorable	What you might get back after costs	\$ 10 675	\$ 11 563
	<i>Average return each year</i>	6,75%	4,96%

What happens if Anaxis Asset Management is unable to pay out?

A default by the management company would have no effect on your investment. Custody and safekeeping of the assets are provided by the custodian. However, the investment in this product is not guaranteed, nor is it covered by a national compensation scheme.

What are the costs?

Costs over time. The tables show the amounts that are taken from your investment to cover different types of costs. These amounts depend on how much you invest and how long you hold the product. The amounts shown here are illustrations based on an example investment amount.

We have assumed:

- In the first year you would get back the amount that you invested (0 % annual return);
- For the other holding period we have assumed the product performs as shown in the moderate scenario;
- \$ 10 000 is invested.

	If you exit after 1 year	If you exit after 4 years
Total costs	\$ 244	\$ 622
<i>Annual cost impact*</i>	2,44%	1,44%

* This illustrates how costs reduce your return each year over the holding period. For example it shows that if you exit at the recommended holding period your average return per year is projected to be 3,22% before costs and 1,78% after costs.

The professional selling or advising you on the product may ask you to pay additional costs. If this is the case, the professional will tell you about these costs and show you how they affect your investment over time.

Composition of costs

One-off costs upon entry or exit		If you exit after one year
Entry costs	Up to 2% of the amount you pay in when entering this investment.	Up to \$ 200
Exit costs	Up to 1% of your investment before it is paid out to you.	Up to \$ 100
Ongoing costs taken each year		
Management fees and other administrative or operating costs	1,1% of the value of your investment per year. This is an estimate based on actual costs over the last year.	\$ 110
Transaction costs	0,34% of the value of your investment per year. This is an estimate of the costs incurred when we buy and sell the underlying investments for the product. The actual amount will vary depending on how much we buy and sell. The management company does not charge any transaction fees.	\$ 34
Incidental costs taken under specific conditions		
Performance fees	There is no performance fee for this product.	

How long should I hold it and can I take money out early?

Recommended holding period: 4 years. It is possible to request redemption at any time.

How can I complain?

For any complaint, an individual client should contact his banker or the life insurer who advised him of the product. All complaints from professional clients can be sent to Anaxis Asset Management, 9, rue Scribe, 75009 Paris, France. If the client is not satisfied with the response, he or she may contact the AMF mediation service at the following address: Médiateur de l'AMF, Autorité des Marchés Financiers, 17 place de la Bourse, 75082 Paris CEDEX 02, France. An electronic mediation request form is available on the AMF website (www.amf-france.org).

Other relevant information

Where and how to obtain information on the product: The prospectus, annual reports and latest periodical documents are sent free of charge within eight working days on written request to Anaxis Asset Management, 9 rue Scribe, 75009 Paris, France; e-mail: info@anaxis-am.fr. The net asset value and information on past performance of the product are available from Anaxis Asset Management at www.anaxis-am.com. As past performance is not constant over time, it is not a guide to future performance. The value of your savings may therefore fluctuate up or down. Performance is calculated with net dividends reinvested. The historical data provided cannot exceed 10 years.